

# CHERRY REPORT

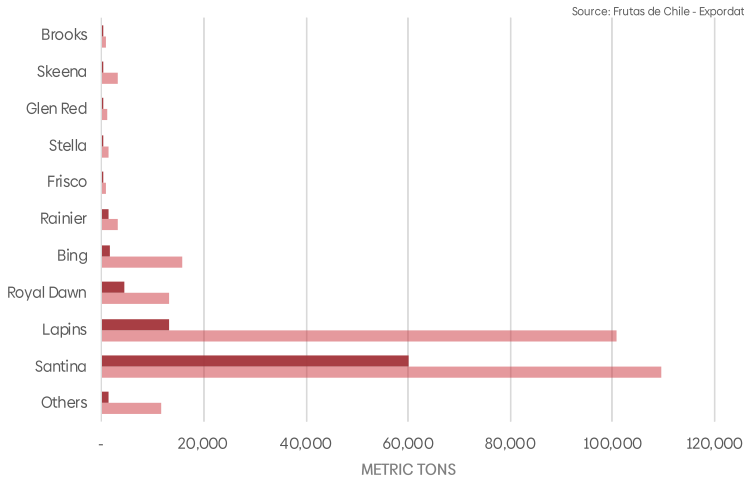
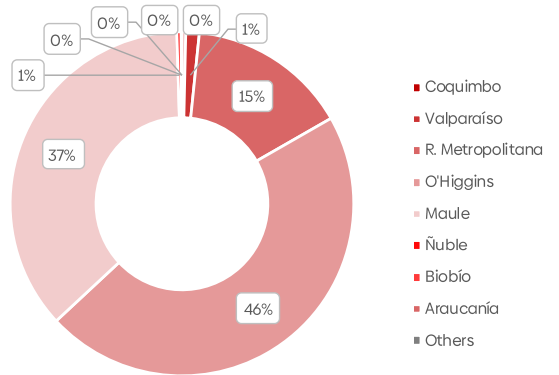
WEEK 50, 2023 (Dec 11 - 17, 2023)

SEASON 2023

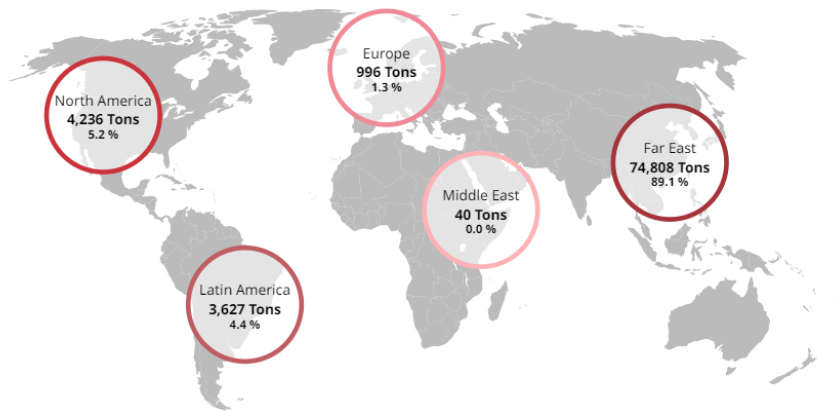
Origin Region	2022-2023		2023-2024	
	MT	Boxes	MT	Boxes
Coquimbo	485	97,028	298	59,518
Valparaíso	1,625	325,034	1,061	212,180
R. Metropolitana	28,283	5,656,635	12,644	2,528,728
O'Higgins	120,645	24,128,989	38,795	7,758,998
Maule	101,749	20,349,730	30,517	6,103,344
Ñuble	5,439	1,087,869	330	66,028
Biobío	1,447	289,324	63	12,602
Araucanía	1,769	353,877	1	196
Others	-	-	-	-
<b>Total</b>	<b>261,442</b>	<b>52,288,485</b>	<b>83,708</b>	<b>16,741,594</b>

Source: Frutas de Chile - Expordata  
Accum. until week 50\_2023

\*\*MT: metric tons ; Boxes: 5 Kg/Box

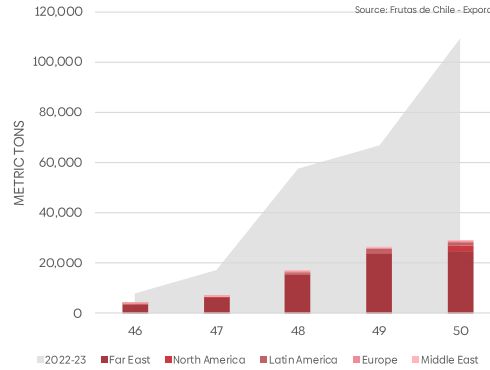
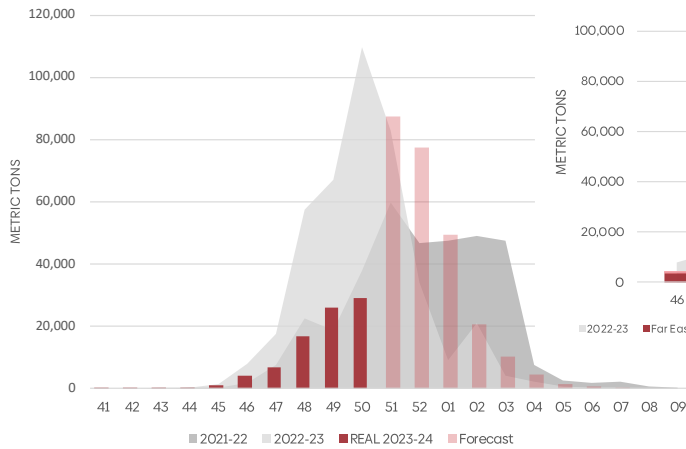


Accum. until week 50\_2023

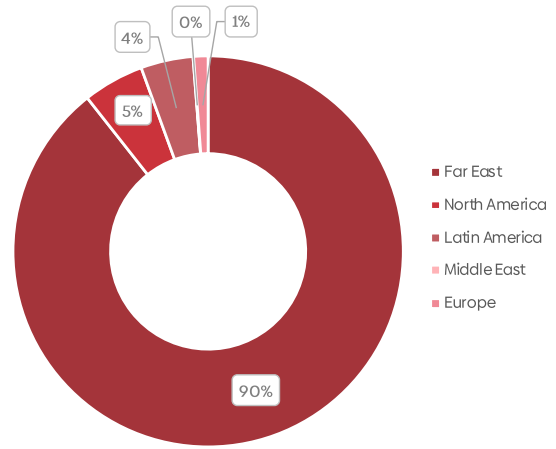


CHERRY EXPORTS - WEEKLY PROGRESS

Source: Frutas de Chile - Expordata



Market/Country	2022	2023	2022-2023		2023-2024		Accum. %Var.
	WSO (MT)	WSO (MT)	MT	Boxes	MT	Boxes	
<b>Far East</b>	<b>105,819</b>	<b>25,006</b>	<b>245,940</b>	<b>49,187,939</b>	<b>74,808</b>	<b>14,961,588</b>	<b>-70%</b>
China	101,635	24,099	235,436	47,087,137	72,334	14,466,763	-69%
The Republic of Korea	2,042	434	4,221	844,191	943	188,584	-78%
Taipei-China	1598	155	4,048	809,557	772	154,323	-81%
Thailand	213	87	873	174,507	284	56,788	-67%
Vietnam	181	147	729	145,827	185	37,008	-75%
India	41	20	197	39,427	94	18,897	-52%
Philippines	49	23	142	28,341	88	17,650	-38%
Japan	29	27	83	16,535	74	14,763	-1%
Cambodia	7	8	30	6,039	18	3,606	-40%
Malasia	2	4	39	7,825	6	1,213	-85%
Singapore	19	0	104	20,710	6	1,184	-94%
Tahiti	2	3	6	1,219	4	810	-34%
Indonesia	-	-	33	6,624	-	-	-100%
<b>North America</b>	<b>1,554</b>	<b>2,030</b>	<b>7,502</b>	<b>1,500,370</b>	<b>4,236</b>	<b>847,295</b>	<b>-44%</b>
U.S.A.	1,437	1,894	6,970	1,394,073	3,996	799,293	-43%
Canada	117	136	531	106,298	240	48,002	-55%
<b>Latin America</b>	<b>1,444</b>	<b>1,518</b>	<b>5,748</b>	<b>1,149,554</b>	<b>3,627</b>	<b>725,463</b>	<b>-37%</b>
Brazil	601	1,157	2,796	559,198	2,484	496,786	-11%
Ecuador	564	218	1,881	376,235	642	128,459	-66%
Bolivia	55	43	223	44,595	170	34,099	-24%
Colombia	13	14	147	29,402	78	15,504	-47%
Peru	91	36	277	55,417	63	12,567	-77%
Mexico	64	21	149	29,724	60	11,908	-60%
Venezuela	7	8	55	10,941	33	6,638	-39%
Panama	3	7	37	7,438	23	4,659	-37%
Puerto Rico	-	-	73	14,576	18	3,679	-75%
Uruguay	5	6	31	6,131	15	3,040	-50%
Dominican Republic	-	-	7	1,384	12	2,411	74%
Costa Rica	1	3	13	2,601	11	2,223	-15%
Guatemala	3	3	17	3,473	10	2,035	-41%
El Salvador	1	1	4	745	5	934	25%
Honduras	1	1	3	503	3	521	4%
Argentina	36	-	36	7,131	-	-	-100%
Nicaragua	0	-	0	60	-	-	-100%
<b>Europe</b>	<b>719</b>	<b>462</b>	<b>2,140</b>	<b>427,948</b>	<b>996</b>	<b>199,262</b>	<b>-53%</b>
England	313	180	952	190,369	397	79,397	-58%
Spain	192	177	489	97,838	385	77,012	-21%
The Netherlands	122	29	416	83,251	84	16,826	-80%
France	36	34	117	23,398	51	10,278	-56%
Italy	12	15	53	10,505	33	6,620	-37%
Russia	11	11	39	7,814	25	4,981	-36%
Germany	14	15	55	11,096	18	3,647	-67%
Greece	-	1	-	-	1	232	-
Turkey	-	-	-	-	1	190	-
Cyprus	0	0	0	80	0	80	0%
Belgium	18	-	18	3,501	-	-	-100%
Ireland	-	-	0	96	-	-	-100%
<b>Middle East</b>	<b>11</b>	<b>11</b>	<b>113</b>	<b>22,674</b>	<b>40</b>	<b>7,985</b>	<b>-65%</b>
United Arab Emirates	5	3	41	8,106	22	4,421	-45%
Saudi Arabia	6	8	72	14,352	17	3,324	-77%
Kuwait	-	1	1	216	1	240	11%
<b>Total</b>	<b>109,547</b>	<b>29,027</b>	<b>261,442</b>	<b>52,288,485</b>	<b>83,708</b>	<b>16,741,594</b>	<b>-68%</b>



Source: Frutas de Chile - Expordata  
Accum. until week 50\_2023

\*\*MT: metric tons; Boxes: 5 Kg/Box



## WEEKLY SHIPMENTS

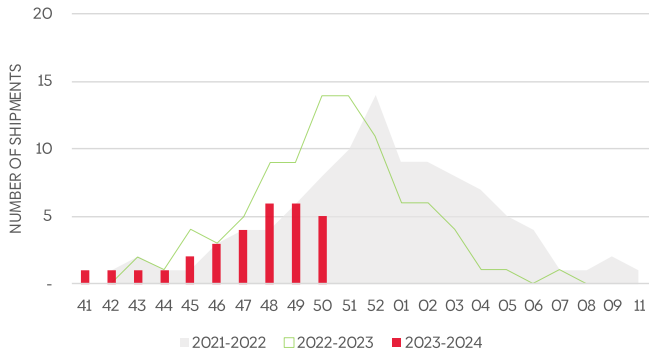
Season/Country	41	42	43	44	45	46	47	48	49	50	51	52	01	02	03	04	05	06	07	08	09	11
<b>2021-2022</b>																						
China	-	1	2	1	1	3	4	4	6	8	10	14	9	9	8	7	5	4	1	1	2	1
Taipei-China	-	-	1	1	1	1	2	1	3	2	3	4	3	3	4	1	2	-	-	1	-	-
U.S.A.	-	-	1	1	1	2	3	5	6	5	5	5	8	5	7	6	9	3	-	1	1	-
United Kingdom	-	-	-	1	1	1	4	5	6	3	5	4	5	3	5	3	3	2	1	-	-	-
India	-	-	-	-	1	1	1	1	2	2	1	3	3	1	2	2	1	1	1	-	1	-
Thailand	-	-	-	1	1	1	1	1	2	2	2	3	1	1	3	1	1	-	-	-	-	-
The Republic of Korea	-	-	1	1	1	2	2	3	3	5	3	4	3	4	4	1	3	-	1	-	-	-
Brazil	-	-	1	1	2	2	2	2	1	1	1	1	1	1	1	-	-	-	1	-	-	-
Vietnam	-	-	-	-	-	-	-	-	1	1	2	2	-	1	2	1	1	-	-	-	-	-
Others	-	-	2	3	12	27	37	43	52	50	37	31	47	21	22	27	16	6	-	2	1	-
<b>2022-2023</b>																						
China	-	-	2	1	4	3	5	9	9	14	14	11	6	6	4	1	1	-	1	-	-	-
Taipei-China	-	-	-	1	1	1	2	4	3	3	3	2	1	3	1	-	1	-	-	-	-	-
U.S.A.	-	-	1	1	1	2	3	3	5	4	6	7	7	5	4	3	6	2	1	-	-	-
United Kingdom	-	-	-	1	1	1	5	3	5	4	5	4	2	2	2	2	1	2	-	-	-	-
India	-	-	-	1	2	2	2	1	3	3	3	2	3	2	1	1	2	1	-	-	-	-
Thailand	-	-	-	-	1	1	1	3	2	2	2	2	1	3	2	1	1	-	-	-	-	-
The Republic of Korea	-	-	-	1	1	2	3	5	2	6	7	5	3	3	2	-	-	-	-	-	-	-
Brazil	-	-	-	2	2	2	2	1	1	2	2	1	1	1	1	1	-	-	-	-	-	-
Vietnam	-	-	-	-	-	-	1	1	1	1	2	1	-	2	1	1	-	-	-	-	-	-
Others	-	-	1	3	12	27	36	47	53	49	40	40	38	28	22	14	5	5	1	-	-	-
<b>2023-2024</b>																						
China	1	1	1	1	2	3	4	6	6	5	-	-	-	-	-	-	-	-	-	-	-	-
Taipei-China	-	-	-	1	1	1	1	2	2	3	-	-	-	-	-	-	-	-	-	-	-	-
U.S.A.	-	-	1	1	1	1	2	6	5	7	-	-	-	-	-	-	-	-	-	-	-	-
United Kingdom	-	-	-	-	-	1	1	3	3	4	-	-	-	-	-	-	-	-	-	-	-	-
India	-	-	-	-	1	1	2	1	2	2	-	-	-	-	-	-	-	-	-	-	-	-
Thailand	-	-	-	-	1	1	1	1	2	1	-	-	-	-	-	-	-	-	-	-	-	-
The Republic of Korea	-	-	-	1	1	1	1	3	4	3	-	-	-	-	-	-	-	-	-	-	-	-
Brazil	-	1	1	1	2	2	2	2	1	2	-	-	-	-	-	-	-	-	-	-	-	-
Vietnam	-	-	-	-	-	-	-	-	1	1	-	-	-	-	-	-	-	-	-	-	-	-
Others	-	-	-	2	6	16	27	31	41	44	-	-	-	-	-	-	-	-	-	-	-	-

Source: Frutas de Chile - Expordata

\*\*Shipments: Total number of departed liners, charters, airplanes and trucks

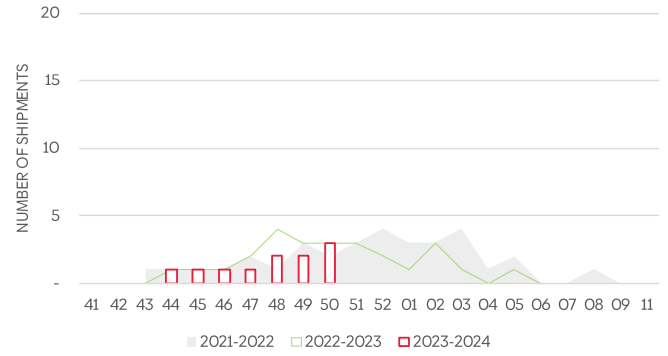
CHINA (INCLUDING HONG KONG)

Source: Frutas de Chile - Expordata



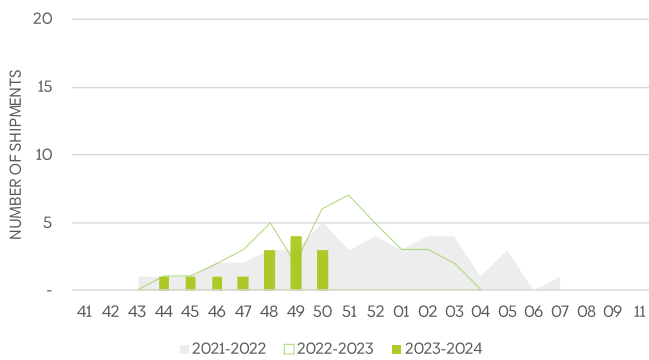
TAIPEI - CHINA

Source: Frutas de Chile - Expordata



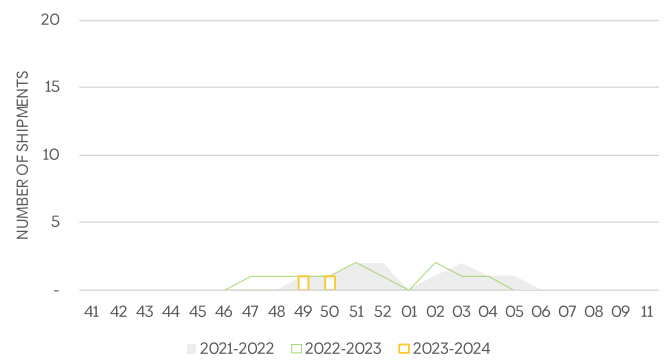
THE REPUBLIC OF KOREA

Source: Frutas de Chile - Expordata



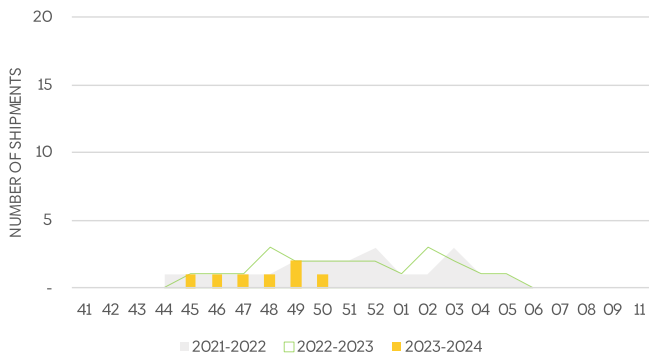
VIETNAM

Source: Frutas de Chile - Expordata



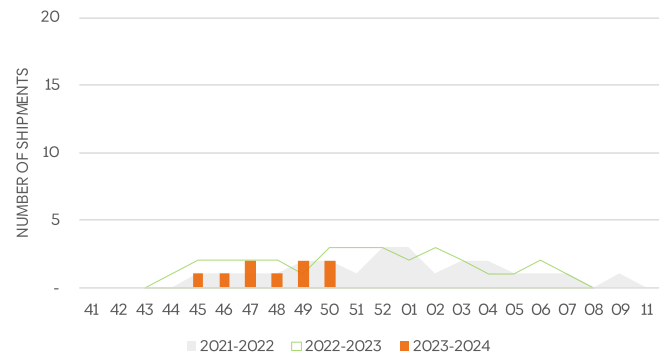
THAILAND

Source: Frutas de Chile - Expordata



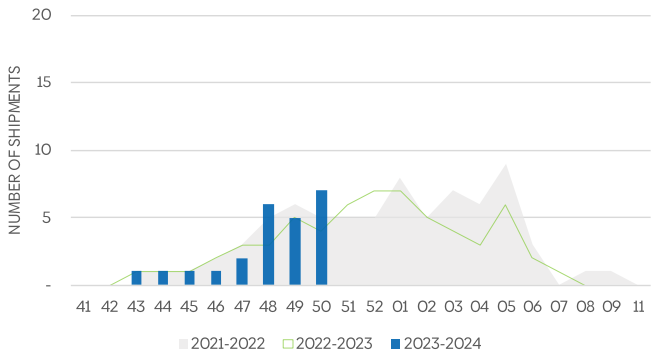
INDIA

Source: Frutas de Chile - Expordata



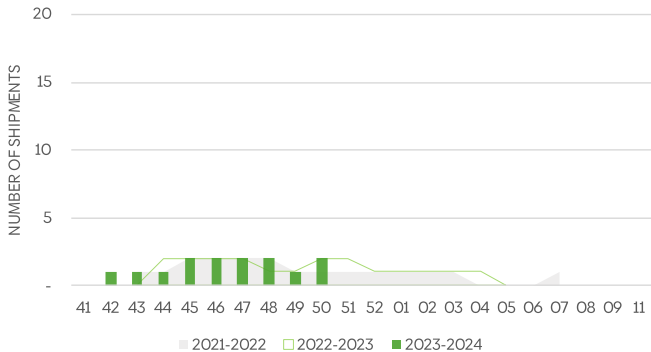
U.S.A.

Source: Frutas de Chile - Expordata



BRAZIL

Source: Frutas de Chile - Expordata



UNITED KINGDOM

Source: Frutas de Chile - Expordata

