

EXPORT REPORT N°04



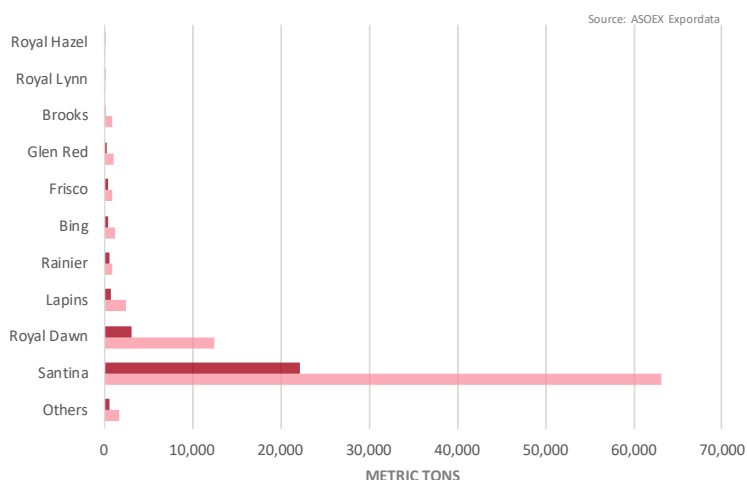
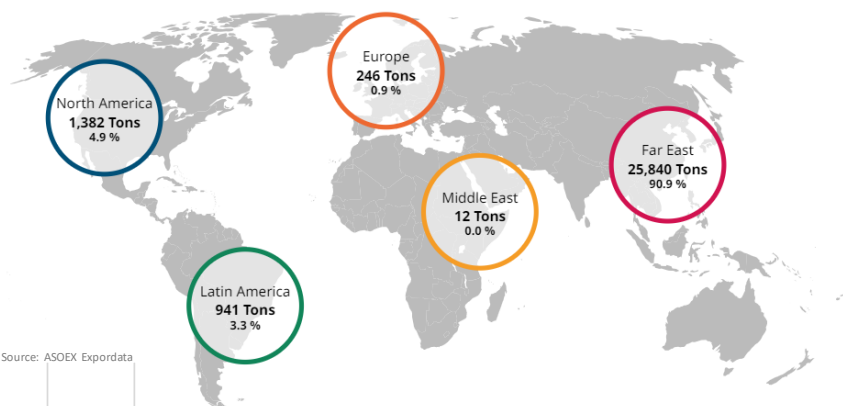
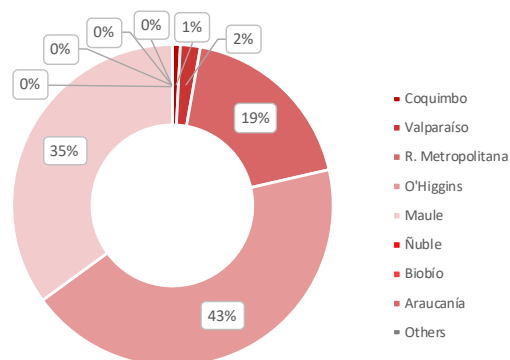
WEEK 48, 2023
NOV 27 - DIC 03, 2023



Origin Region	2022-2023		2023-2024	
	MT	Boxes	MT	Boxes
Coquimbo	168	33,551	226	45,216
Valparaíso	370	73,952	570	113,964
R. Metropolitana	10,932	2,186,363	5,295	1,059,083
O'Higgins	41,057	8,211,313	12,375	2,474,969
Maule	31,666	6,333,288	9,954	1,990,889
Ñuble	566	113,237	0.5	97
Biobío	110	21,952	-	-
Araucanía	-	-	-	-
Others	-	-	-	-
Total	84,868	16,973,656	28,421	5,684,218

Source: ASOEX-Expordata
Accum. until week 48_2023

**MT: metric tons ; Boxes: 5 Kg/Box



Accum. until week 48_2023

■ 2023-2024 ■ 2022-2023

Report prepared exclusively by Decofrut and in conjunction with the Chilean Cherries Committee



NOVEMBER

EXPORT REPORT N°04



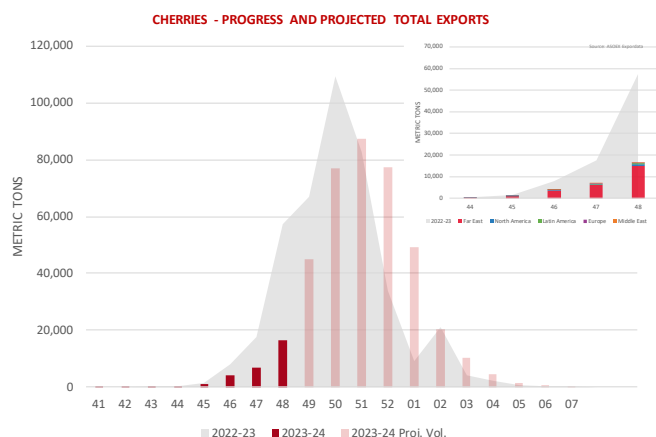
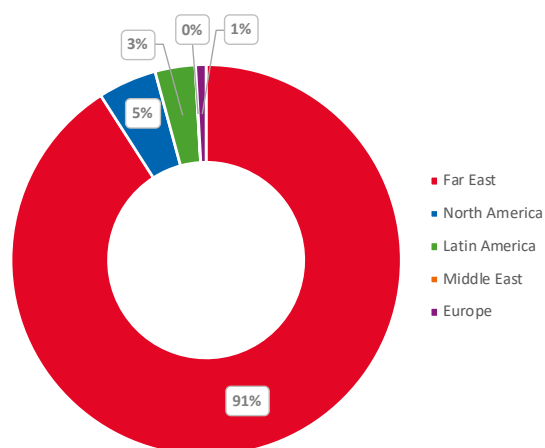
WEEK 48, 2023
NOV 27 - DIC 03, 2023

Market/Country	2022	2023	2022-2023		2023-2024		Accum. %Var.
	W48 (MT)	W48 (MT)	MT	Boxes	MT	Boxes	
Far East	54,390	15,055	79,085	15,816,959	25,840	5,168,066	-67%
China	51,960	14,570	75,388	15,077,559	25,002	5,000,478	-67%
Taipei-China	645	254	1,050	209,985	362	72,381	-66%
The Republic of Korea	1,400	129	1,830	366,014	223	44,619	-88%
Thailand	185	45	360	72,014	115	22,902	-68%
India	28	11	150	30,066	59	11,792	-61%
Philippines	16	21	61	12,290	35	7,006	-43%
Japan	17	13	32	6,317	26	5,268	-17%
Cambodia	3	5	20	3,959	11	2,106	-47%
Singapore	5	4	23	4,650	4	896	-81%
Malasia	-	3	15	2,969	3	507	-83%
Tahiti	1	1	1	224	1	112	-50%
Vietnam	129	-	147	29,472	-	-	-100%
Indonesia	1	-	7	1,440	-	-	-100%
North America	1,061	581	2,557	511,334	1,382	276,316	-46%
U.S.A.	946	568	2,393	478,586	1,353	270,665	-43%
Canada	115	13	164	32,748	28	5,651	-83%
Latin America	1,700	616	2,502	500,474	941	188,251	-62%
Brazil	832	411	1,324	264,874	611	122,228	-54%
Ecuador	517	86	713	142,685	160	32,075	-78%
Bolivia	73	44	83	16,606	50	10,040	-40%
Colombia	47	13	79	15,858	32	6,358	-60%
Mexico	51	23	82	16,498	28	5,585	-66%
Venezuela	29	10	47	9,381	17	3,436	-63%
Dominican republic	3	10	3	504	10	2,056	308%
Panama	10	4	15	2,902	9	1,878	-35%
Peru	69	9	69	13,852	9	1,740	-87%
Costa Rica	4	3	9	1,761	5	959	-46%
Guatemala	3	2	13	2,658	5	941	-65%
El Salvador	1	1	3	531	3	523	-2%
Puerto Rico	36	-	36	7,152	2	338	-95%
Honduras	-	-	0	87	0	94	7%
Uruguay	26	-	26	5,123	-	-	-100%
Europe	335	152	699	139,829	246	49,137	-65%
Spain	66	60	186	37,129	111	22,294	-40%
England	158	61	281	56,297	87	17,356	-69%
The Netherlands	69	14	142	28,340	20	4,064	-86%
Russia	7	7	22	4,422	11	2,288	-48%
Italy	4	7	10	2,080	7	1,392	-33%
France	25	3	46	9,134	6	1,249	-86%
Germany	6	1	12	2,331	2	304	-87%
Turkey	-	-	-	-	1	190	-
Ireland	-	-	0	96	-	-	-100%
Middle East	13	2	25	5,060	12	2,448	-52%
United Arab Emirates	4	2	10	2,012	12	2,328	16%
Kuwait	-	-	1	120	1	120	0%
Saudi Arabia	9	-	15	2,928	-	-	-100%
Total	57,498	16,406	84,868	16,973,656	28,421	5,684,218	-67%

Source: ASOEX-Expordata

Accum. until week 48_2023

**MT: metric tons ; Boxes: 5 Kg/Box



NOVEMBER

EXPORT REPORT N°04



WEEK 48, 2023
NOV 27 - DIC 03, 2023

Week	Season 2022-23	Forecast 2023-24	Progress 2023-24	Progress per market 2023-24 (metric tons)					Accumulated		Export Progress 2023-24
				Far East	North America	Latin America	Europe	Middle East	Season 2022-23	Season 2023-24	
41	-	1	1	1	-	-	-	-	-	1	0.00%
42	-	16	16	13	-	3	-	-	-	17	0.00%
43	48	68	68	60	4	4	-	-	48	85	0.02%
44	349	183	183	172	7	3	2	-	397	268	0.07%
45	1,516	726	1,016	889	104	19	3	-	1,913	1,284	0.32%
46	8,016	1,860	3,918	3,561	259	56	40	4	9,930	5,203	1.28%
47	17,440	7,118	6,813	6,091	426	241	49	6	27,370	12,015	2.95%
48	57,498	23,704	16,406	15,055	581	616	152	2	84,868	28,421	6.98%
49	67,027	44,953	-	-	-	-	-	-	-	-	-
50	109,547	77,165	-	-	-	-	-	-	-	-	-
51	82,591	87,487	-	-	-	-	-	-	-	-	-
52	33,933	77,523	-	-	-	-	-	-	-	-	-
01	9,097	49,364	-	-	-	-	-	-	-	-	-
02	21,108	20,438	-	-	-	-	-	-	-	-	-
03	3,950	10,275	-	-	-	-	-	-	-	-	-
04	2,303	4,524	-	-	-	-	-	-	-	-	-
05	617	1,253	-	-	-	-	-	-	-	-	-
06	166	473	-	-	-	-	-	-	-	-	-
07	36	257	-	-	-	-	-	-	-	-	-
08	-	-	-	-	-	-	-	-	-	-	-
09	-	-	-	-	-	-	-	-	-	-	-
Total	415,243	407,388	28,421	25,840	1,382	941	246	12	84,868	28,421	7%

Source: ASOEX-Expordata

Week	Season 2022-23	Forecast 2023-24	Progress 2023-24	Progress per market 2023-24 (5 Kg boxes)					Accumulated		Export Progress 2023-24
				Far East	North America	Latin America	Europe	Middle East	Season 2022-23	Season 2023-24	
41	-	210	210	210	-	-	-	-	-	210	0.00%
42	-	3,185	3,185	2,529	-	656	-	-	-	3,395	0.00%
43	9,569	13,547	13,547	11,912	856	779	-	-	9,569	16,942	0.02%
44	69,868	36,694	36,694	34,331	1,465	562	336	-	79,437	53,636	0.07%
45	303,262	145,156	203,204	177,750	20,896	3,862	696	-	382,699	256,840	0.32%
46	1,603,268	371,922	783,678	712,168	51,702	11,116	7,923	768	1,985,967	1,040,518	1.28%
47	3,488,015	1,423,682	1,362,519	1,218,217	85,169	48,150	9,751	1,231	5,473,983	2,403,037	2.95%
48	11,499,673	4,740,898	3,281,181	3,010,948	116,228	123,125	30,431	449	16,973,656	5,684,218	6.98%
49	13,405,493	8,990,635	-	-	-	-	-	-	-	-	-
50	21,909,336	15,433,029	-	-	-	-	-	-	-	-	-
51	16,518,103	17,497,379	-	-	-	-	-	-	-	-	-
52	6,786,562	15,504,504	-	-	-	-	-	-	-	-	-
01	1,819,424	9,872,703	-	-	-	-	-	-	-	-	-
02	4,221,560	4,087,523	-	-	-	-	-	-	-	-	-
03	790,012	2,054,940	-	-	-	-	-	-	-	-	-
04	460,599	904,875	-	-	-	-	-	-	-	-	-
05	123,329	250,620	-	-	-	-	-	-	-	-	-
06	33,279	94,641	-	-	-	-	-	-	-	-	-
07	7,236	51,421	-	-	-	-	-	-	-	-	-
08	-	-	-	-	-	-	-	-	-	-	-
09	-	-	-	-	-	-	-	-	-	-	-
Total	83,048,587	81,477,564	5,684,218	5,168,066	276,316	188,251	49,137	2,448	16,973,656	5,684,218	7%

Source: ASOEX-Expordata

NOVEMBER

EXPORT REPORT N°04



WEEK 48, 2023
NOV 27 - DIC 03, 2023



Week	Air (metric tons)			Sea (metric tons)			Land (metric tons)		
	2022-2023	2023-2024	% Var.	2022-2023	2023-2024	% Var.	2022-2023	2023-2024	% Var.
41	-	1	100%	-	-	-	-	-	-
42	-	16	100%	-	-	-	-	-	-
43	48	68	42%	-	-	-	-	-	-
44	349	183	-47%	-	-	-	1	-	-100%
45	1,448	988	-32%	59	27	-55%	9	2	-79%
46	2,740	1,991	-27%	5,180	1,925	-63%	97	3	-97%
47	3,202	2,758	-14%	13,841	3,925	-72%	398	130	-67%
48	3,668	3,662	0%	52,805	12,298	-77%	1,025	446	-57%
49	3,047	-	-	62,808	-	-	1,173	-	-
50	2,232	-	-	106,433	-	-	882	-	-
51	1,852	-	-	80,127	-	-	612	-	-
52	1,538	-	-	31,818	-	-	577	-	-
01	969	-	-	7,947	-	-	181	-	-
02	707	-	-	20,005	-	-	395	-	-
03	347	-	-	3,415	-	-	188	-	-
04	113	-	-	2,007	-	-	183	-	-
05	84	-	-	510	-	-	23	-	-
06	19	-	-	106	-	-	41	-	-
07	14	-	-	17	-	-	6	-	-
08	-	-	-	-	-	-	-	-	-
09	-	-	-	-	-	-	-	-	-
Total	22,377	9,666	-57%	387,078	18,174	-95.3%	5,788	580	-90.0%

Source: ASOEX-Expodata



Week	Air (5 Kg boxes)			Sea (5 Kg boxes)			Land (5 Kg boxes)		
	2022-2023	2023-2024	% Var.	2022-2023	2023-2024	% Var.	2022-2023	2023-2024	% Var.
41	-	210	100%	-	-	-	-	-	-
42	-	3,185	100%	-	-	-	-	-	-
43	9,569	13,547	42%	-	-	-	-	-	-
44	69,746	36,694	-47%	-	-	-	122	-	-100%
45	289,679	197,529	-32%	11,819	5,303	-55%	1,764	372	-79%
46	547,956	398,117	-27%	1,035,914	384,919	-63%	19,399	642	-97%
47	640,310	551,646	-14%	2,768,160	784,967	-72%	79,545	25,906	-67%
48	733,627	732,351	0%	10,561,050	2,459,683	-77%	204,996	89,147	-57%
49	609,311	-	-	12,561,673	-	-	234,510	-	-
50	446,411	-	-	21,286,573	-	-	176,352	-	-
51	370,343	-	-	16,025,431	-	-	122,329	-	-
52	307,604	-	-	6,363,593	-	-	115,365	-	-
01	193,898	-	-	1,589,332	-	-	36,193	-	-
02	141,463	-	-	4,001,078	-	-	79,019	-	-
03	69,422	-	-	682,978	-	-	37,612	-	-
04	22,544	-	-	401,480	-	-	36,575	-	-
05	16,877	-	-	101,902	-	-	4,549	-	-
06	3,855	-	-	21,219	-	-	8,205	-	-
07	2,760	-	-	3,324	-	-	1,152	-	-
08	-	-	-	-	-	-	-	-	-
09	-	-	-	-	-	-	-	-	-
Total	4,475,374	1,933,279	-57%	77,415,527	3,634,873	-95.3%	1,157,686	116,066	-90.0%

Source: ASOEX-Expodata

Report prepared exclusively by Decofrut and in conjunction with the Chilean Cherries Committee



NOVEMBER

EXPORT REPORT N°04



WEEK 48, 2023
NOV 27 - DIC 03, 2023

WEEKLY SHIPMENTS

Season/Country	41	42	43	44	45	46	47	48	49	50	51	52	01	02	03	04	05	06	07	08	09	11
2021-2022																						
China	-	1	2	1	1	3	4	4	6	8	10	14	9	9	8	7	5	4	1	1	2	1
Taipei-China	-	-	1	1	1	1	2	1	3	2	3	4	3	3	4	1	2	-	-	1	-	-
U.S.A.	-	-	1	1	1	2	3	5	6	5	5	5	8	5	7	6	9	3	-	1	1	-
United Kingdom	-	-	-	1	1	1	4	5	6	3	5	4	5	3	5	3	3	2	1	-	-	-
India	-	-	-	-	1	1	1	1	2	2	1	3	3	1	2	2	1	1	1	-	1	-
Thailand	-	-	-	1	1	1	1	1	2	2	2	3	1	1	3	1	1	-	-	-	-	-
The Republic of Korea	-	-	1	1	1	2	2	3	3	5	3	4	3	4	4	1	3	-	1	-	-	-
Brazil	-	-	1	1	2	2	2	2	1	1	1	1	1	1	1	-	-	-	1	-	-	-
Vietnam	-	-	-	-	-	-	-	-	1	1	2	2	-	1	2	1	1	-	-	-	-	-
Others	-	-	2	3	12	27	37	43	52	50	37	31	47	21	22	27	16	6	-	2	1	-
2022-2023																						
China	-	-	2	1	4	3	5	9	9	14	14	11	6	6	4	1	1	-	1	-	-	-
Taipei-China	-	-	-	1	1	1	2	4	3	3	3	2	1	3	1	-	1	-	-	-	-	-
U.S.A.	-	-	1	1	1	2	3	3	5	4	6	7	7	5	4	3	6	2	1	-	-	-
United Kingdom	-	-	-	1	1	1	5	3	5	4	5	4	2	2	2	2	1	2	-	-	-	-
India	-	-	-	1	2	2	2	2	1	3	3	3	2	3	2	1	1	2	1	-	-	-
Thailand	-	-	-	-	1	1	1	3	2	2	2	2	1	3	2	1	1	-	-	-	-	-
The Republic of Korea	-	-	-	1	1	2	3	5	2	6	7	5	3	3	2	-	-	-	-	-	-	-
Brazil	-	-	-	2	2	2	2	1	1	2	2	1	1	1	1	1	-	-	-	-	-	-
Vietnam	-	-	-	-	-	-	1	1	1	1	2	1	-	2	1	1	-	-	-	-	-	-
Others	-	-	1	3	12	27	36	47	53	49	40	40	38	28	22	14	5	5	1	-	-	-
2023-2024																						
China	1	1	1	1	2	3	4	6	-	-	-	-	-	-	-	-	-	-	-	-	-	-
Taipei-China	-	-	-	1	1	1	1	2	-	-	-	-	-	-	-	-	-	-	-	-	-	-
U.S.A.	-	-	1	1	1	1	2	6	-	-	-	-	-	-	-	-	-	-	-	-	-	-
United Kingdom	-	-	-	-	-	1	1	3	-	-	-	-	-	-	-	-	-	-	-	-	-	-
India	-	-	-	-	1	1	2	1	-	-	-	-	-	-	-	-	-	-	-	-	-	-
Thailand	-	-	-	-	1	1	1	1	-	-	-	-	-	-	-	-	-	-	-	-	-	-
The Republic of Korea	-	-	-	1	1	1	1	3	-	-	-	-	-	-	-	-	-	-	-	-	-	-
Brazil	-	1	1	1	2	2	2	2	-	-	-	-	-	-	-	-	-	-	-	-	-	-
Vietnam	-	-	-	-	-	-	-	-	-	-	-	-	-	-	-	-	-	-	-	-	-	-
Others	-	-	-	2	6	16	27	30	-	-	-	-	-	-	-	-	-	-	-	-	-	-

Source: ASOEX-Expodata

**Shipments : Total number of departed liners, charters, airplanes and trucks

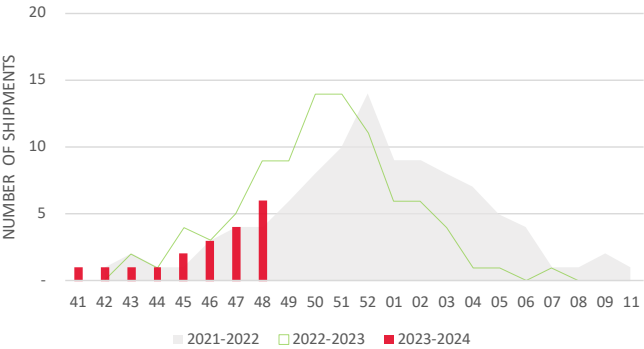
NOVEMBER

EXPORT REPORT N°04

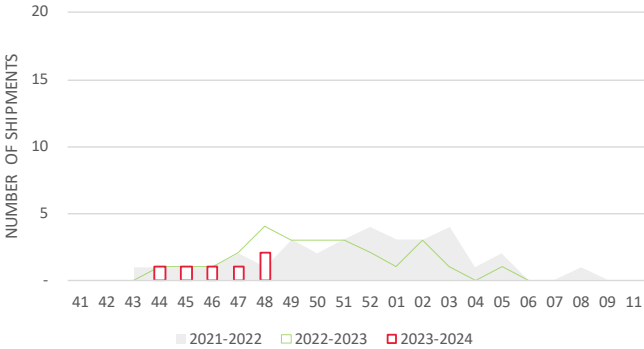


WEEK 48, 2023
NOV 27 - DIC 03, 2023

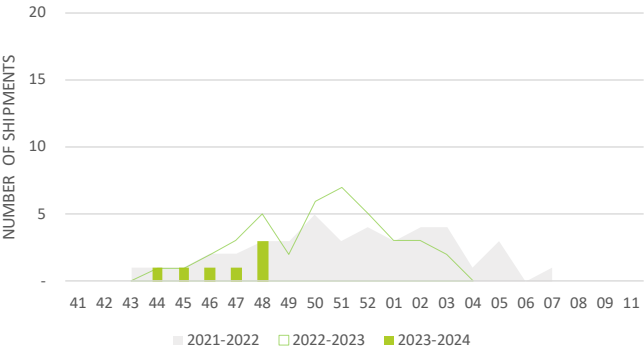
CHINA (INCLUDING HONG KONG) Source: ASOEX Expordata



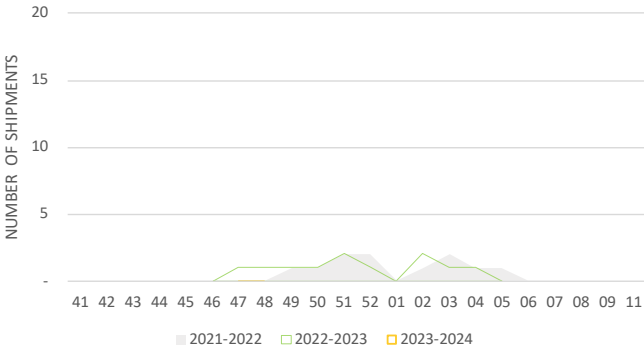
TAIPEI - CHINA Source: ASOEX Expordata



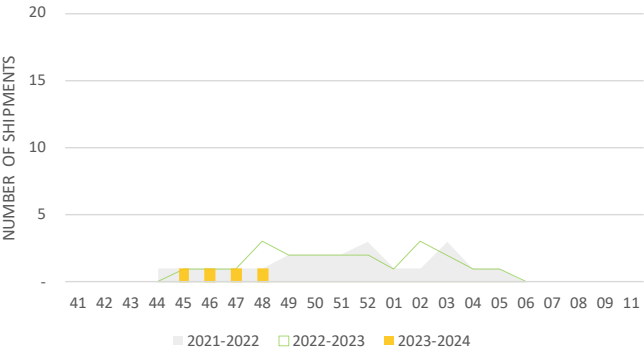
THE REPUBLIC OF KOREA Source: ASOEX Expordata



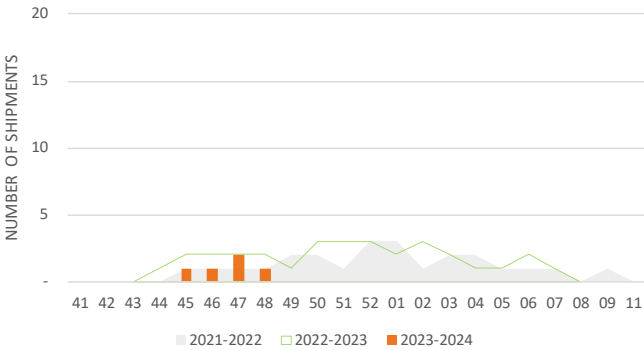
VIETNAM Source: ASOEX Expordata



THAILAND Source: ASOEX Expordata



INDIA Source: ASOEX Expordata



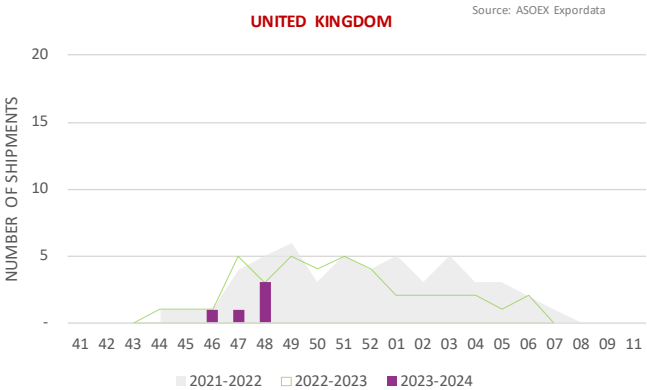
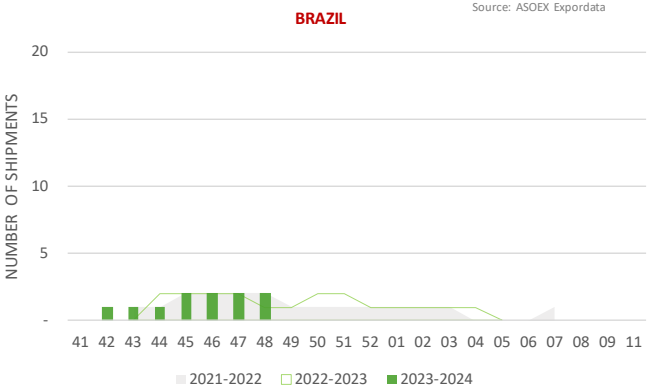
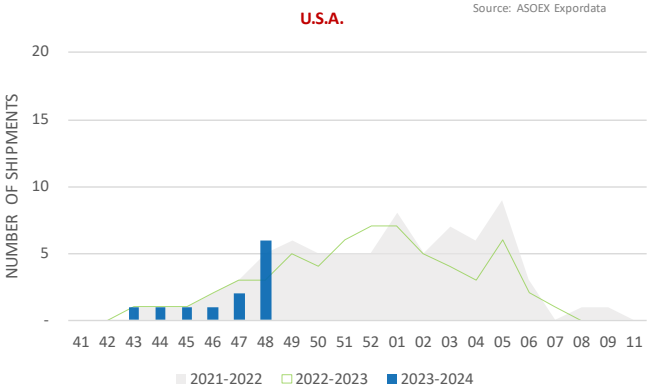
NOVEMBER



EXPORT REPORT N°04



WEEK 48, 2023
NOV 27 - DIC 03, 2023



NOVEMBER