

EXPORT REPORT N°03



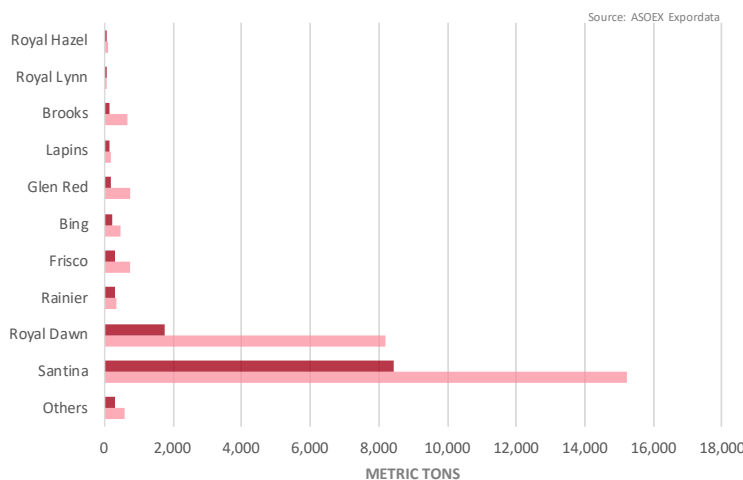
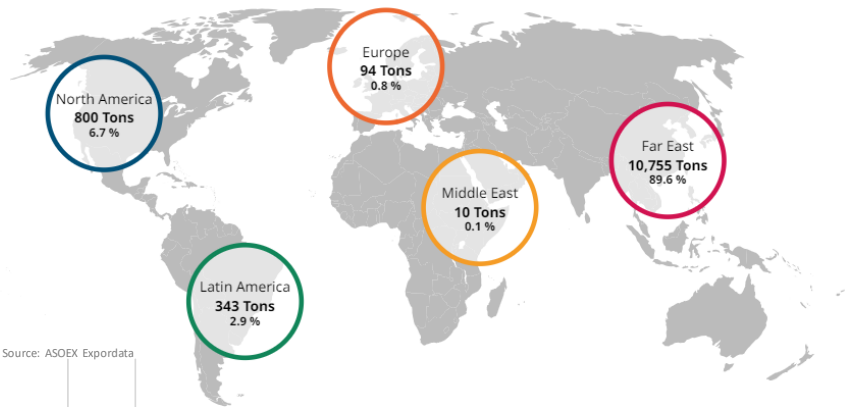
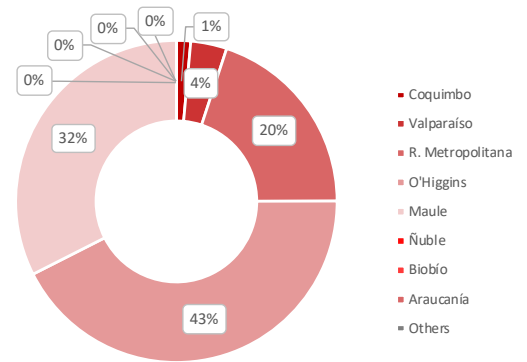
WEEK 47, 2023
NOV 20 - 26, 2023



Origin Region	2022-2023		2023-2024	
	MT	Boxes	MT	Boxes
Coquimbo	96	19,145	172	34,360
Valparaíso	147	29,445	436	87,257
R. Metropolitana	3,951	790,289	2,388	477,555
O'Higgins	13,484	2,696,724	5,111	1,022,135
Maule	9,672	1,934,394	3,896	779,202
Ñuble	20	3,985	-	-
Biobío	-	-	-	-
Araucanía	-	-	-	-
Others	-	-	-	-
Total	27,370	5,473,983	12,003	2,400,510

Source: ASOEX-Expordata
Accum. until week 47_2023

**MT: metric tons ; Boxes: 5 Kg/Box



Source: ASOEX Expordata

Accum. until week 47_2023

■ 2023-2024 ■ 2022-2023

Report prepared exclusively by Decofrut and in conjunction with the Chilean Cherries Committee



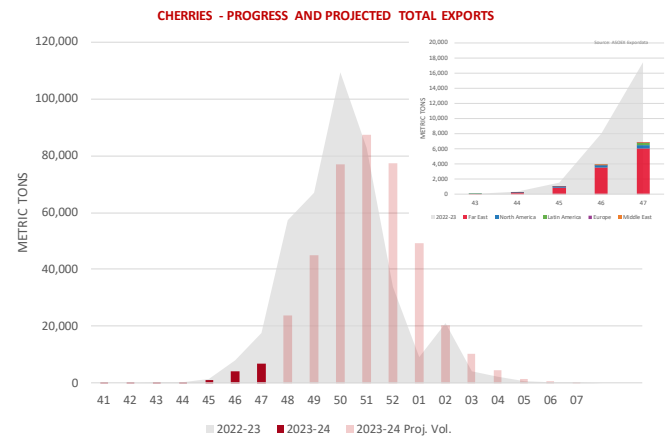
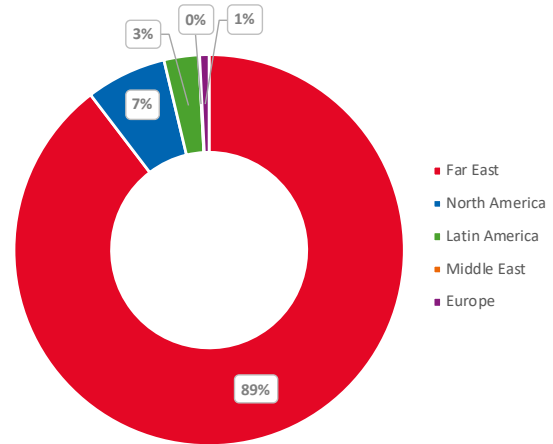
NOVEMBER

EXPORT REPORT N°03



WEEK 47, 2023
NOV 20 - 26, 2023

Market/Country	2022	2023	2022-2023		2023-2024		Accum. %Var.
	W47 (MT)	W47 (MT)	MT	Boxes	MT	Boxes	
Far East	15,920	6,078	24,695	4,938,932	10,755	2,151,029	-56%
China	15,119	5,833	23,428	4,685,615	10,401	2,080,294	-56%
Taipei-China	259	61	405	80,917	108	21,612	-73%
The Republic of Korea	326	69	430	86,059	94	18,855	-78%
Thailand	74	50	175	34,964	69	13,836	-60%
India	48	37	122	24,425	48	9,582	-61%
Philippines	28	11	45	9,025	14	2,884	-68%
Japan	9	12	15	2,903	14	2,757	-5%
Cambodia	7	4	17	3,367	5	1,016	-70%
Singapore	14	1	18	3,586	1	194	-95%
Indonesia	4	-	7	1,320	-	-	-100%
Tahiti	1	-	1	104	-	-	-100%
Vietnam	18	-	18	3,680	-	-	-100%
Malasia	14	-	15	2,969	-	-	-100%
North America	657	426	1,496	299,164	800	160,088	-46%
U.S.A.	631	417	1,447	289,467	786	157,112	-46%
Canada	26	9	48	9,697	15	2,976	-69%
Latin America	624	259	803	160,512	343	68,688	-57%
Brazil	369	145	493	98,565	200	40,003	-59%
Ecuador	173	80	196	39,225	92	18,441	-53%
Colombia	24	10	32	6,442	18	3,661	-43%
Venezuela	12	2	18	3,673	7	1,418	-61%
Bolivia	-	6	10	1,920	6	1,232	-36%
Mexico	32	4	32	6,350	5	1,084	-83%
Panama	4	3	5	925	5	1,040	12%
Guatemala	7	3	10	2,011	3	607	-70%
Costa Rica	3	2	5	987	2	414	-58%
El Salvador	-	1	2	326	2	356	9%
Puerto Rico	-	2	-	-	2	338	-
Honduras	-	0	0	87	0	94	7%
Europe	228	49	364	72,860	94	18,706	-74%
Spain	54	19	120	23,973	52	10,340	-57%
England	86	17	123	24,679	26	5,253	-79%
The Netherlands	61	5	73	14,506	6	1,288	-91%
Russia	5	3	15	3,080	4	835	-73%
France	13	3	20	4,076	3	608	-85%
Germany	4	-	6	1,131	1	192	-83%
Turkey	-	1	-	-	1	190	-
Ireland	0	-	0	96	-	-	-100%
Italy	5	-	7	1,320	-	-	-100%
Middle East	9	6	13	2,515	10	1,999	-21%
United Arab Emirates	3	6	6	1,195	9	1,879	57%
Kuwait	1	1	1	120	1	120	0%
Saudi Arabia	6	-	6	1,200	-	-	-100%
Total	17,440	6,818	27,370	5,473,983	12,003	2,400,510	-56%



Source: ASOEX-Expordata
Accum. until week 47_2023
**MT: metric tons ; Boxes: 5 Kg/Box

EXPORT REPORT N°03



WEEK 47, 2023
NOV 20 - 26, 2023

Week	Season 2022-23	Forecast 2023-24	Progress 2023-24	Progress per market 2023-24 (metric tons)					Accumulated		Export Progress 2023-24
				Far East	North America	Latin America	Europe	Middle East	Season 2022-23	Season 2023-24	
41	-	1	1	1	-	-	-	-	-	1	0.00%
42	-	16	16	13	-	3	-	-	-	17	0.00%
43	48	68	68	60	4	4	-	-	48	85	0.02%
44	349	183	183	172	7	3	2	-	397	268	0.07%
45	1,516	726	1,016	889	104	19	3	-	1,913	1,284	0.32%
46	8,016	1,860	3,901	3,543	259	56	40	4	9,930	5,185	1.27%
47	17,440	7,118	6,818	6,078	426	259	49	6	27,370	12,003	2.95%
48	57,498	23,704	-	-	-	-	-	-	-	-	-
49	67,027	44,953	-	-	-	-	-	-	-	-	-
50	109,547	77,165	-	-	-	-	-	-	-	-	-
51	82,591	87,487	-	-	-	-	-	-	-	-	-
52	33,933	77,523	-	-	-	-	-	-	-	-	-
01	9,097	49,364	-	-	-	-	-	-	-	-	-
02	21,108	20,438	-	-	-	-	-	-	-	-	-
03	3,950	10,275	-	-	-	-	-	-	-	-	-
04	2,303	4,524	-	-	-	-	-	-	-	-	-
05	617	1,253	-	-	-	-	-	-	-	-	-
06	166	473	-	-	-	-	-	-	-	-	-
07	36	257	-	-	-	-	-	-	-	-	-
08	-	-	-	-	-	-	-	-	-	-	-
09	-	-	-	-	-	-	-	-	-	-	-
Total	415,243	407,388	12,003	10,755	800	343	94	10	27,370	12,003	3%

Source: ASOEX-Expordata

Week	Season 2022-23	Forecast 2023-24	Progress 2023-24	Progress per market 2023-24 (5 Kg boxes)					Accumulated		Export Progress 2023-24
				Far East	North America	Latin America	Europe	Middle East	Season 2022-23	Season 2023-24	
41	-	210	210	210	-	-	-	-	-	210	0.00%
42	-	3,185	3,185	2,529	-	656	-	-	-	3,395	0.00%
43	9,569	13,547	13,547	11,912	856	779	-	-	9,569	16,942	0.02%
44	69,868	36,694	36,694	34,331	1,465	562	336	-	79,437	53,636	0.07%
45	303,262	145,156	203,204	177,750	20,896	3,862	696	-	382,699	256,840	0.32%
46	1,603,268	371,922	780,166	708,657	51,702	11,116	7,923	768	1,985,967	1,037,007	1.27%
47	3,488,015	1,423,682	1,363,503	1,215,640	85,169	51,712	9,751	1,231	5,473,983	2,400,510	2.95%
48	11,499,673	4,740,898	-	-	-	-	-	-	-	-	-
49	13,405,493	8,990,635	-	-	-	-	-	-	-	-	-
50	21,909,336	15,433,029	-	-	-	-	-	-	-	-	-
51	16,518,103	17,497,379	-	-	-	-	-	-	-	-	-
52	6,786,562	15,504,504	-	-	-	-	-	-	-	-	-
01	1,819,424	9,872,703	-	-	-	-	-	-	-	-	-
02	4,221,560	4,087,523	-	-	-	-	-	-	-	-	-
03	790,012	2,054,940	-	-	-	-	-	-	-	-	-
04	460,599	904,875	-	-	-	-	-	-	-	-	-
05	123,329	250,620	-	-	-	-	-	-	-	-	-
06	33,279	94,641	-	-	-	-	-	-	-	-	-
07	7,236	51,421	-	-	-	-	-	-	-	-	-
08	-	-	-	-	-	-	-	-	-	-	-
09	-	-	-	-	-	-	-	-	-	-	-
Total	83,048,587	81,477,564	2,400,510	2,151,029	160,088	68,688	18,706	1,999	5,473,983	2,400,510	3%

Source: ASOEX-Expordata

NOVEMBER

EXPORT REPORT N°03



WEEK 47, 2023
NOV 20 - 26, 2023



Week	Air (metric tons)			Sea (metric tons)			Land (metric tons)		
	2022-2023	2023-2024	% Var.	2022-2023	2023-2024	% Var.	2022-2023	2023-2024	% Var.
41	-	1	100%	-	-	-	-	-	-
42	-	16	100%	-	-	-	-	-	-
43	48	68	42%	-	-	-	-	-	-
44	349	183	-47%	-	-	-	1	-	-100%
45	1,448	988	-32%	59	27	-55%	9	2	-79%
46	2,740	1,991	-27%	5,180	1,907	-63%	97	3	-97%
47	3,202	2,758	-14%	13,841	3,930	-72%	398	130	-67%
48	3,668	-	-	52,805	-	-	1,025	-	-
49	3,047	-	-	62,808	-	-	1,173	-	-
50	2,232	-	-	106,433	-	-	882	-	-
51	1,852	-	-	80,127	-	-	612	-	-
52	1,538	-	-	31,818	-	-	577	-	-
01	969	-	-	7,947	-	-	181	-	-
02	707	-	-	20,005	-	-	395	-	-
03	347	-	-	3,415	-	-	188	-	-
04	113	-	-	2,007	-	-	183	-	-
05	84	-	-	510	-	-	23	-	-
06	19	-	-	106	-	-	41	-	-
07	14	-	-	17	-	-	6	-	-
08	-	-	-	-	-	-	-	-	-
09	-	-	-	-	-	-	-	-	-
Total	22,377	6,005	-73%	387,078	5,863	-98.5%	5,788	135	-97.7%

Source: ASOEX-Expodata



Week	Air (5 Kg boxes)			Sea (5 Kg boxes)			Land (5 Kg boxes)		
	2022-2023	2023-2024	% Var.	2022-2023	2023-2024	% Var.	2022-2023	2023-2024	% Var.
41	-	210	100%	-	-	-	-	-	-
42	-	3,185	100%	-	-	-	-	-	-
43	9,569	13,547	42%	-	-	-	-	-	-
44	69,746	36,694	-47%	-	-	-	122	-	-100%
45	289,679	197,529	-32%	11,819	5,303	-55%	1,764	372	-79%
46	547,956	398,117	-27%	1,035,914	381,407	-63%	19,399	642	-97%
47	640,310	551,646	-14%	2,768,160	785,952	-72%	79,545	25,906	-67%
48	733,627	-	-	10,561,050	-	-	204,996	-	-
49	609,311	-	-	12,561,673	-	-	234,510	-	-
50	446,411	-	-	21,286,573	-	-	176,352	-	-
51	370,343	-	-	16,025,431	-	-	122,329	-	-
52	307,604	-	-	6,363,593	-	-	115,365	-	-
01	193,898	-	-	1,589,332	-	-	36,193	-	-
02	141,463	-	-	4,001,078	-	-	79,019	-	-
03	69,422	-	-	682,978	-	-	37,612	-	-
04	22,544	-	-	401,480	-	-	36,575	-	-
05	16,877	-	-	101,902	-	-	4,549	-	-
06	3,855	-	-	21,219	-	-	8,205	-	-
07	2,760	-	-	3,324	-	-	1,152	-	-
08	-	-	-	-	-	-	-	-	-
09	-	-	-	-	-	-	-	-	-
Total	4,475,374	1,200,928	-73%	77,415,527	1,172,662	-98.5%	1,157,686	26,920	-97.7%

Source: ASOEX-Expodata

NOVEMBER

Report prepared exclusively by Decofrut and in conjunction with the Chilean Cherries Committee



EXPORT REPORT N°03



WEEK 47, 2023
NOV 20 - 26, 2023

WEEKLY SHIPMENTS

Season/Country	41	42	43	44	45	46	47	48	49	50	51	52	01	02	03	04	05	06	07	08	09	11
2021-2022																						
China	-	1	2	1	1	3	4	4	6	8	10	14	9	9	8	7	5	4	1	1	2	1
Taipei-China	-	-	1	1	1	1	2	1	3	2	3	4	3	3	4	1	2	-	-	1	-	-
U.S.A.	-	-	1	1	1	2	3	5	6	5	5	5	8	5	7	6	9	3	-	1	1	-
United Kingdom	-	-	-	1	1	1	4	5	6	3	5	4	5	3	5	3	3	2	1	-	-	-
India	-	-	-	-	1	1	1	1	2	2	1	3	3	1	2	2	1	1	1	-	1	-
Thailand	-	-	-	1	1	1	1	1	2	2	2	3	1	1	3	1	1	-	-	-	-	-
The Republic of Korea	-	-	1	1	1	2	2	3	3	5	3	4	3	4	4	1	3	-	1	-	-	-
Brazil	-	-	1	1	2	2	2	2	1	1	1	1	1	1	1	-	-	-	1	-	-	-
Vietnam	-	-	-	-	-	-	-	-	1	1	2	2	-	1	2	1	1	-	-	-	-	-
Others	-	-	2	3	12	27	37	43	52	50	37	31	47	21	22	27	16	6	-	2	1	-
2022-2023																						
China	-	-	2	1	4	3	5	9	9	14	14	11	6	6	4	1	1	-	1	-	-	-
Taipei-China	-	-	-	1	1	1	2	4	3	3	3	2	1	3	1	-	1	-	-	-	-	-
U.S.A.	-	-	1	1	1	2	3	3	5	4	6	7	7	5	4	3	6	2	1	-	-	-
United Kingdom	-	-	-	1	1	1	5	3	5	4	5	4	2	2	2	2	1	2	-	-	-	-
India	-	-	-	1	2	2	2	2	1	3	3	3	2	3	2	1	1	2	1	-	-	-
Thailand	-	-	-	-	1	1	1	3	2	2	2	2	1	3	2	1	1	-	-	-	-	-
The Republic of Korea	-	-	-	1	1	2	3	5	2	6	7	5	3	3	2	-	-	-	-	-	-	-
Brazil	-	-	-	2	2	2	2	1	1	2	2	1	1	1	1	1	-	-	-	-	-	-
Vietnam	-	-	-	-	-	-	1	1	1	1	2	1	-	2	1	1	-	-	-	-	-	-
Others	-	-	1	3	12	27	36	47	53	49	40	40	38	28	22	14	5	5	1	-	-	-
2023-2024																						
China	1	1	1	1	2	3	4	-	-	-	-	-	-	-	-	-	-	-	-	-	-	-
Taipei-China	-	-	-	1	1	1	1	-	-	-	-	-	-	-	-	-	-	-	-	-	-	-
U.S.A.	-	-	1	1	1	1	2	-	-	-	-	-	-	-	-	-	-	-	-	-	-	-
United Kingdom	-	-	-	-	-	1	1	-	-	-	-	-	-	-	-	-	-	-	-	-	-	-
India	-	-	-	-	1	1	2	-	-	-	-	-	-	-	-	-	-	-	-	-	-	-
Thailand	-	-	-	-	1	1	1	-	-	-	-	-	-	-	-	-	-	-	-	-	-	-
The Republic of Korea	-	-	-	1	1	1	1	-	-	-	-	-	-	-	-	-	-	-	-	-	-	-
Brazil	-	1	1	1	2	2	2	-	-	-	-	-	-	-	-	-	-	-	-	-	-	-
Vietnam	-	-	-	-	-	-	-	-	-	-	-	-	-	-	-	-	-	-	-	-	-	-
Others	-	-	-	2	6	16	27	-	-	-	-	-	-	-	-	-	-	-	-	-	-	-

Source: ASOEX-Expordata

**Shipments : Total number of departed liners, charters, airplanes and trucks

NOVEMBER

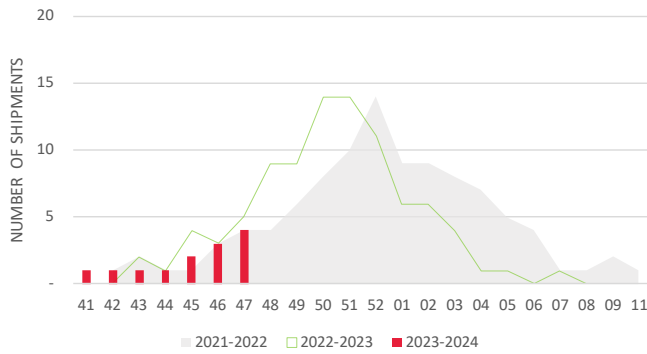
EXPORT REPORT N°03



WEEK 47, 2023
NOV 20 - 26, 2023

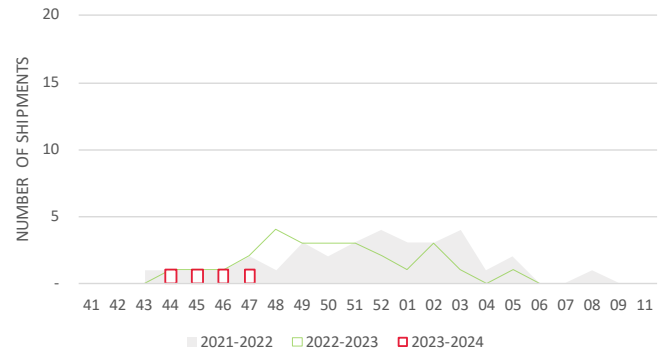
CHINA (INCLUDING HONG KONG)

Source: ASOEX Expordata



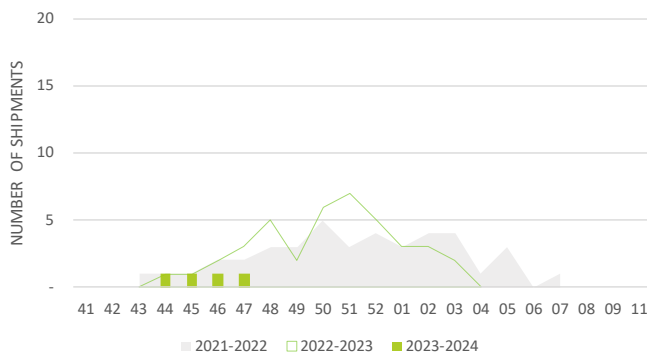
TAIPEI - CHINA

Source: ASOEX Expordata



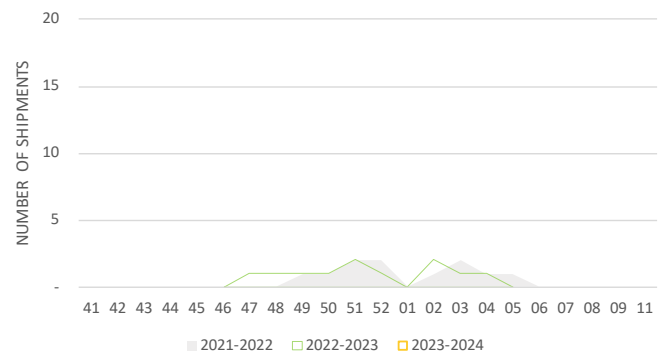
THE REPUBLIC OF KOREA

Source: ASOEX Expordata



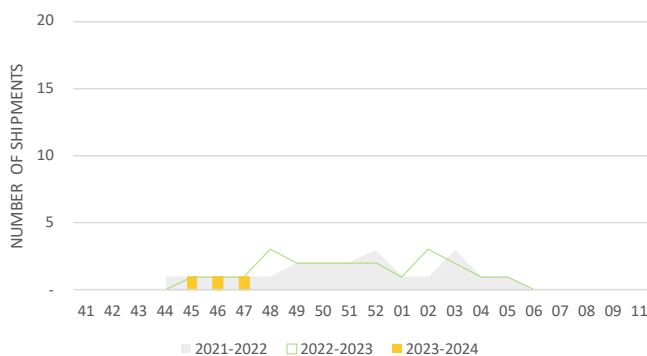
VIETNAM

Source: ASOEX Expordata



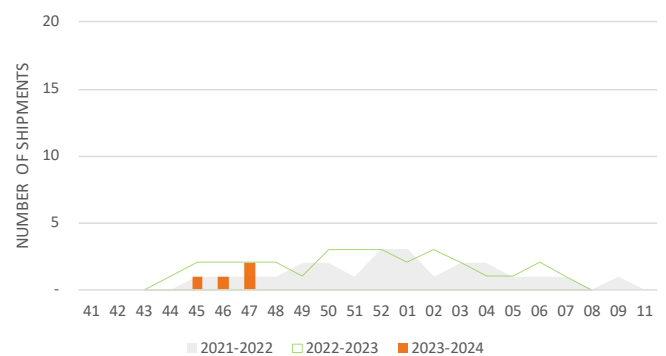
THAILAND

Source: ASOEX Expordata



INDIA

Source: ASOEX Expordata



NOVEMBER

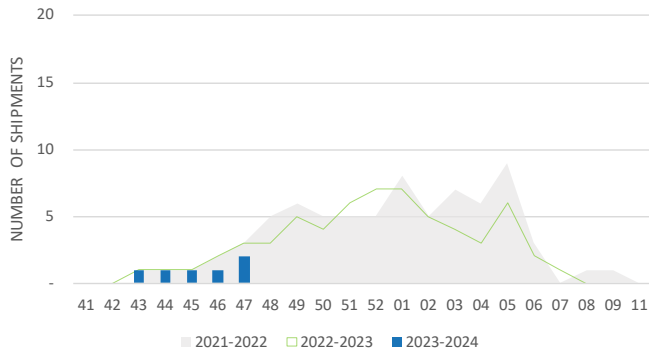
EXPORT REPORT N°03



WEEK 47, 2023
NOV 20 - 26, 2023

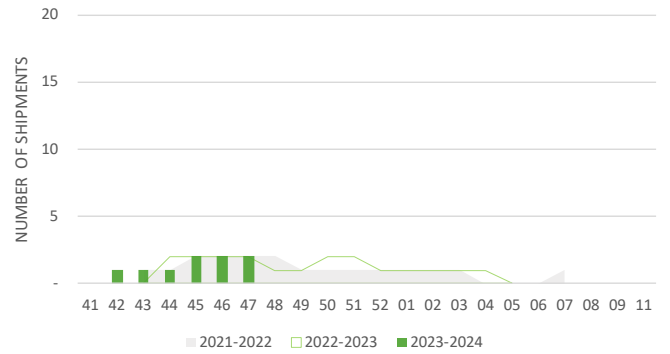
U.S.A.

Source: ASOEX Expordata



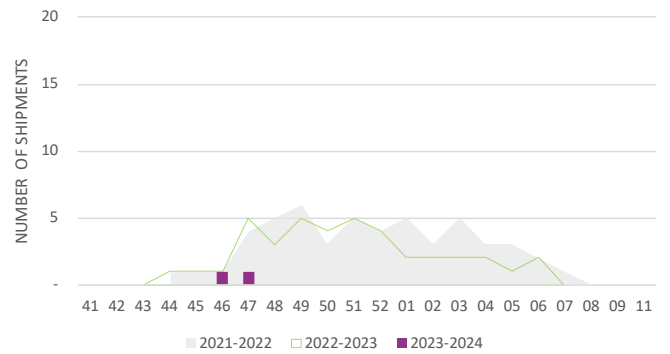
BRAZIL

Source: ASOEX Expordata



UNITED KINGDOM

Source: ASOEX Expordata



NOVEMBER