

EXPORT REPORT N°02



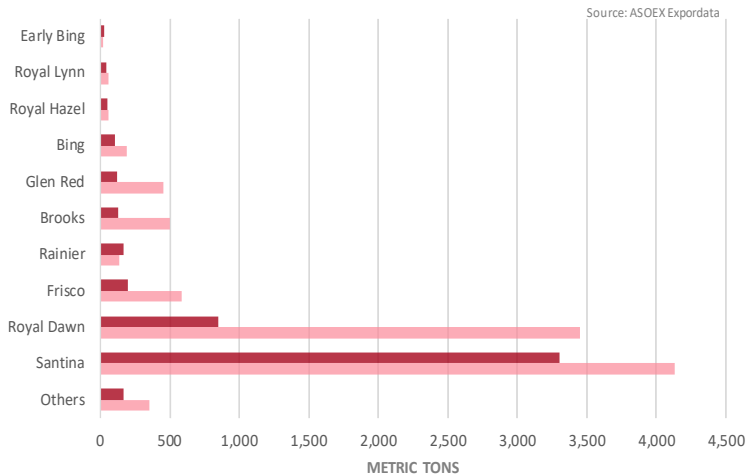
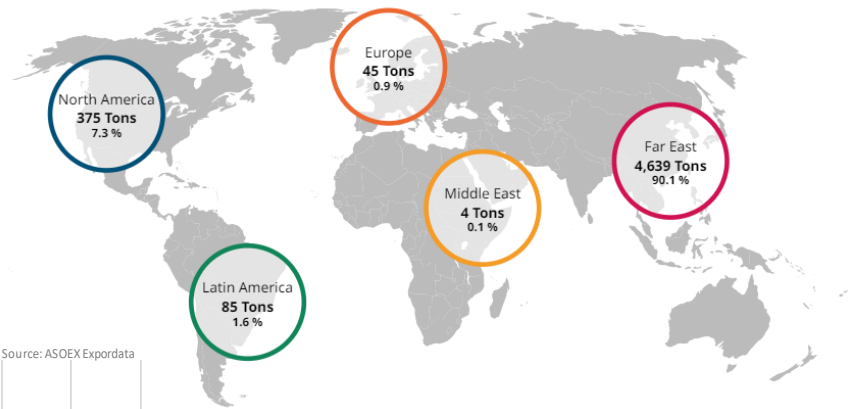
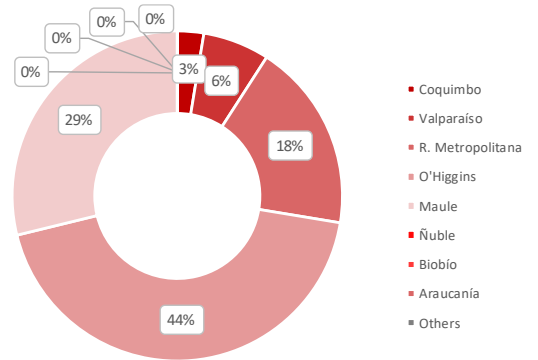
WEEK 46, 2023
NOV 13 - 19, 2023



Origin Region	2022-2023		2023-2024	
	MT	Boxes	MT	Boxes
Coquimbo	69	13,705	133	26,586
Valparaíso	74	14,732	336	67,140
R. Metropolitana	1,422	284,347	952	190,428
O'Higgins	5,109	1,021,899	2,243	448,626
Maule	3,256	651,285	1,483	296,646
Ñuble	-	-	-	-
Biobío	-	-	-	-
Araucanía	-	-	-	-
Others	-	-	-	-
Total	9,930	1,985,967	5,147	1,029,426

Source: ASOEX-Expordata
Accum. until week 46_2023

**MT: metric tons ; Boxes: 5 Kg/Box



Source: ASOEX Expordata

Accum. until week 46_2023

■ 2023-2024 ■ 2022-2023

Report prepared exclusively by Decofrut and in conjunction with the Chilean Cherries Committee

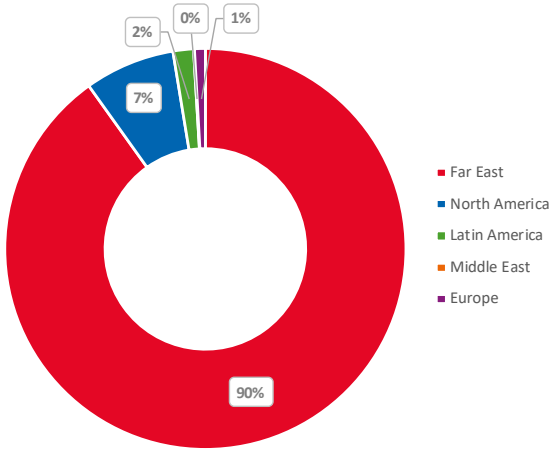


NOVEMBER

EXPORT REPORT N°02



WEEK 46, 2023
NOV 13 - 19, 2023

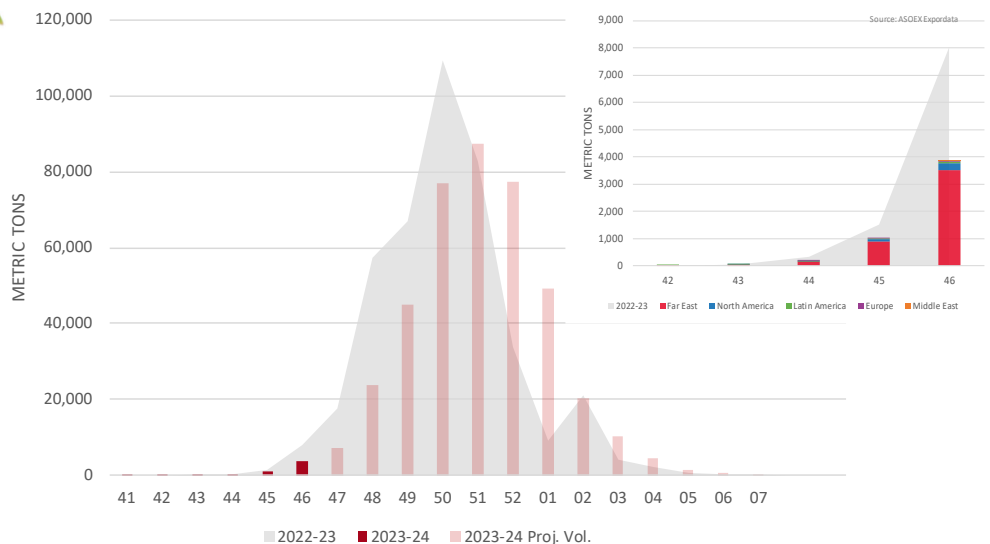


Market/Country	2022	2023	2022-2023		2023-2024		Accum. %Var.
	W46 (MT)	W46 (MT)	MT	Boxes	MT	Boxes	
Far East	7,257	3,505	8,774	1,754,834	4,639	927,808	-47%
China	6,893	3,426	8,308	1,661,614	4,531	906,205	-45%
Taipei-China	103	34	145	29,023	47	9,423	-68%
The Republic of Korea	84	14	104	20,889	25	5,008	-76%
Thailand	90	15	101	20,251	19	3,842	-81%
India	53	10	74	14,869	11	2,224	-85%
Philippines	14	3	17	3,365	3	600	-82%
Japan	5	1	5	1,068	1	266	-75%
Cambodia	8	1	10	2,059	1	240	-88%
Malasia	1	-	1	240	-	-	-100%
Singapore	4	-	4	786	-	-	-100%
Indonesia	2	-	2	480	-	-	-100%
North America	533	259	838	167,676	375	74,919	-55%
U.S.A.	517	253	816	163,202	369	73,805	-55%
Canada	16	6	22	4,474	6	1,114	-75%
Latin America	140	56	178	35,661	85	16,975	-52%
Brazil	102	37	124	24,711	55	10,926	-56%
Ecuador	8	5	23	4,640	12	2,428	-48%
Colombia	6	7	8	1,570	8	1,583	1%
Venezuela	6	3	6	1,185	5	970	-18%
Panama	1	2	1	221	2	403	82%
Mexico	-	-	-	-	2	302	-
El Salvador	2	1	2	326	1	158	-51%
Costa rica	1	1	2	323	1	112	-65%
Guatemala	3	0	3	678	0	94	-86%
Honduras	0	-	0	87	-	-	-100%
Bolivia	10	-	10	1,920	-	-	-100%
Europe	85	40	136	27,167	45	8,956	-67%
Spain	43	27	66	13,250	33	6,509	-51%
England	20	9	37	7,448	9	1,827	-75%
Russia	6	1	10	2,048	1	220	-89%
The Netherlands	9	1	11	2,232	1	208	-91%
Germany	1	1	2	323	1	192	-41%
France	5	-	8	1,505	-	-	-100%
Italy	2	-	2	360	-	-	-100%
Middle East	2	4	3	630	4	768	22%
United Arab Emirates	2	4	3	630	4	768	22%
Total	8,016	3,863	9,930	1,985,967	5,147	1,029,426	-48%

Source: ASOEX-Expordata
Accum. until week 46_2023
**MT: metric tons ; Boxes: 5 Kg/Box



CHERRIES - PROGRESS AND PROJECTED TOTAL EXPORTS



Report prepared exclusively by Decofrut and in conjunction with the Chilean Cherries Committee



NOVEMBER

EXPORT REPORT N°02



WEEK 46, 2023
NOV 13 - 19, 2023

Week	Season 2022-23	Forecast 2023-24	Progress 2023-24	Progress per market 2023-24 (metric tons)					Accumulated		Export Progress 2023-24
				Far East	North America	Latin America	Europe	Middle East	Season 2022-23	Season 2023-24	
41	-	1	1	1	-	-	-	-	-	1	0.00%
42	-	16	16	13	-	3	-	-	-	17	0.00%
43	48	68	68	60	4	4	-	-	48	85	0.02%
44	349	183	183	172	7	3	2	-	397	268	0.07%
45	1,516	726	1,016	889	104	19	3	-	1,913	1,284	0.32%
46	8,016	1,860	3,863	3,505	259	56	40	4	9,930	5,147	1.26%
47	17,440	7,118	-	-	-	-	-	-	-	-	-
48	57,498	23,704	-	-	-	-	-	-	-	-	-
49	67,027	44,953	-	-	-	-	-	-	-	-	-
50	109,547	77,165	-	-	-	-	-	-	-	-	-
51	82,591	87,487	-	-	-	-	-	-	-	-	-
52	33,933	77,523	-	-	-	-	-	-	-	-	-
01	9,097	49,364	-	-	-	-	-	-	-	-	-
02	21,108	20,438	-	-	-	-	-	-	-	-	-
03	3,950	10,275	-	-	-	-	-	-	-	-	-
04	2,303	4,524	-	-	-	-	-	-	-	-	-
05	617	1,253	-	-	-	-	-	-	-	-	-
06	166	473	-	-	-	-	-	-	-	-	-
07	36	257	-	-	-	-	-	-	-	-	-
08	-	-	-	-	-	-	-	-	-	-	-
09	-	-	-	-	-	-	-	-	-	-	-
Total	415,243	407,388	5,147	4,639	375	85	45	4	9,930	5,147	1%

Source: ASOEX-Expordata

Week	Season 2022-23	Forecast 2023-24	Progress 2023-24	Progress per market 2023-24 (5 Kg boxes)					Accumulated		Export Progress 2023-24
				Far East	North America	Latin America	Europe	Middle East	Season 2022-23	Season 2023-24	
41	-	210	210	210	-	-	-	-	-	210	0.00%
42	-	3,185	3,185	2,529	-	656	-	-	-	3,395	0.00%
43	9,569	13,547	13,547	11,912	856	779	-	-	9,569	16,942	0.02%
44	69,868	36,694	36,694	34,331	1,465	562	336	-	79,437	53,636	0.07%
45	303,262	145,156	203,204	177,750	20,896	3,862	696	-	382,699	256,840	0.32%
46	1,603,268	371,922	772,585	701,076	51,702	11,116	7,923	768	1,985,967	1,029,426	1.26%
47	3,488,015	1,423,682	-	-	-	-	-	-	-	-	-
48	11,499,673	4,740,898	-	-	-	-	-	-	-	-	-
49	13,405,493	8,990,635	-	-	-	-	-	-	-	-	-
50	21,909,336	15,433,029	-	-	-	-	-	-	-	-	-
51	16,518,103	17,497,379	-	-	-	-	-	-	-	-	-
52	6,786,562	15,504,504	-	-	-	-	-	-	-	-	-
01	1,819,424	9,872,703	-	-	-	-	-	-	-	-	-
02	4,221,560	4,087,523	-	-	-	-	-	-	-	-	-
03	790,012	2,054,940	-	-	-	-	-	-	-	-	-
04	460,599	904,875	-	-	-	-	-	-	-	-	-
05	123,329	250,620	-	-	-	-	-	-	-	-	-
06	33,279	94,641	-	-	-	-	-	-	-	-	-
07	7,236	51,421	-	-	-	-	-	-	-	-	-
08	-	-	-	-	-	-	-	-	-	-	-
09	-	-	-	-	-	-	-	-	-	-	-
Total	83,048,587	81,477,564	1,029,426	927,808	74,919	16,975	8,956	768	1,985,967	1,029,426	1%

Source: ASOEX-Expordata

NOVEMBER

EXPORT REPORT N°02



WEEK 46, 2023
NOV 13 - 19, 2023



Week	Air (metric tons)			Sea (metric tons)			Land (metric tons)		
	2022-2023	2023-2024	% Var.	2022-2023	2023-2024	% Var.	2022-2023	2023-2024	% Var.
41	-	1	100%	-	-	-	-	-	-
42	-	16	100%	-	-	-	-	-	-
43	48	68	42%	-	-	-	-	-	-
44	349	183	-47%	-	-	-	1	-	-100%
45	1,448	988	-32%	59	27	-55%	9	2	-79%
46	2,740	1,991	-27%	5,180	1,869	-64%	97	3	-97%
47	3,202	-	-	13,841	-	-	398	-	-
48	3,668	-	-	52,805	-	-	1,025	-	-
49	3,047	-	-	62,808	-	-	1,173	-	-
50	2,232	-	-	106,433	-	-	882	-	-
51	1,852	-	-	80,127	-	-	612	-	-
52	1,538	-	-	31,818	-	-	577	-	-
01	969	-	-	7,947	-	-	181	-	-
02	707	-	-	20,005	-	-	395	-	-
03	347	-	-	3,415	-	-	188	-	-
04	113	-	-	2,007	-	-	183	-	-
05	84	-	-	510	-	-	23	-	-
06	19	-	-	106	-	-	41	-	-
07	14	-	-	17	-	-	6	-	-
08	-	-	-	-	-	-	-	-	-
09	-	-	-	-	-	-	-	-	-
Total	22,377	3,246	-85%	387,078	1,896	-99.5%	5,788	5	-99.9%

Source: ASOEX-Expordata



Week	Air (5 Kg boxes)			Sea (5 Kg boxes)			Land (5 Kg boxes)		
	2022-2023	2023-2024	% Var.	2022-2023	2023-2024	% Var.	2022-2023	2023-2024	% Var.
41	-	210	100%	-	-	-	-	-	-
42	-	3,185	100%	-	-	-	-	-	-
43	9,569	13,547	42%	-	-	-	-	-	-
44	69,746	36,694	-47%	-	-	-	122	-	-100%
45	289,679	197,529	-32%	11,819	5,303	-55%	1,764	372	-79%
46	547,956	398,117	-27%	1,035,914	373,827	-64%	19,399	642	-97%
47	640,310	-	-	2,768,160	-	-	79,545	-	-
48	733,627	-	-	10,561,050	-	-	204,996	-	-
49	609,311	-	-	12,561,673	-	-	234,510	-	-
50	446,411	-	-	21,286,573	-	-	176,352	-	-
51	370,343	-	-	16,025,431	-	-	122,329	-	-
52	307,604	-	-	6,363,593	-	-	115,365	-	-
01	193,898	-	-	1,589,332	-	-	36,193	-	-
02	141,463	-	-	4,001,078	-	-	79,019	-	-
03	69,422	-	-	682,978	-	-	37,612	-	-
04	22,544	-	-	401,480	-	-	36,575	-	-
05	16,877	-	-	101,902	-	-	4,549	-	-
06	3,855	-	-	21,219	-	-	8,205	-	-
07	2,760	-	-	3,324	-	-	1,152	-	-
08	-	-	-	-	-	-	-	-	-
09	-	-	-	-	-	-	-	-	-
Total	4,475,374	649,282	-85%	77,415,527	379,130	-99.5%	1,157,686	1,014	-99.9%

Source: ASOEX-Expordata



NOVEMBER

Report prepared exclusively by Decofrut and in conjunction with the Chilean Cherries Committee



EXPORT REPORT N°02



WEEK 46, 2023
NOV 13 - 19, 2023

WEEKLY SHIPMENTS

Season/Country	41	42	43	44	45	46	47	48	49	50	51	52	01	02	03	04	05	06	07	08	09	11
2021-2022																						
China	-	1	2	1	1	3	4	4	6	8	10	14	9	9	8	7	5	4	1	1	2	1
Taipei-China	-	-	1	1	1	1	2	1	3	2	3	4	3	3	4	1	2	-	-	1	-	-
U.S.A.	-	-	1	1	1	2	3	5	6	5	5	5	8	5	7	6	9	3	-	1	1	-
United Kingdom	-	-	-	1	1	1	4	5	6	3	5	4	5	3	5	3	3	2	1	-	-	-
India	-	-	-	-	1	1	1	1	2	2	1	3	3	1	2	2	1	1	1	-	1	-
Thailand	-	-	-	1	1	1	1	1	2	2	2	3	1	1	3	1	1	-	-	-	-	-
The Republic of Korea	-	-	1	1	1	2	2	3	3	5	3	4	3	4	4	1	3	-	1	-	-	-
Brazil	-	-	1	1	2	2	2	2	1	1	1	1	1	1	1	-	-	-	1	-	-	-
Vietnam	-	-	-	-	-	-	-	-	1	1	2	2	-	1	2	1	1	-	-	-	-	-
Others	-	-	2	3	12	27	37	43	52	50	37	31	47	21	22	27	16	6	-	2	1	-
2022-2023																						
China	-	-	2	1	4	3	5	9	9	14	14	11	6	6	4	1	1	-	1	-	-	-
Taipei-China	-	-	-	1	1	1	2	4	3	3	3	2	1	3	1	-	1	-	-	-	-	-
U.S.A.	-	-	1	1	1	2	3	3	5	4	6	7	7	5	4	3	6	2	1	-	-	-
United Kingdom	-	-	-	1	1	1	5	3	5	4	5	4	2	2	2	2	1	2	-	-	-	-
India	-	-	-	1	2	2	2	2	1	3	3	3	2	3	2	1	1	2	1	-	-	-
Thailand	-	-	-	-	1	1	1	3	2	2	2	2	1	3	2	1	1	-	-	-	-	-
The Republic of Korea	-	-	-	1	1	2	3	5	2	6	7	5	3	3	2	-	-	-	-	-	-	-
Brazil	-	-	-	2	2	2	2	1	1	2	2	1	1	1	1	1	-	-	-	-	-	-
Vietnam	-	-	-	-	-	-	1	1	1	1	2	1	-	2	1	1	-	-	-	-	-	-
Others	-	-	1	3	12	27	36	47	53	49	40	40	38	28	22	14	5	5	1	-	-	-
2023-2024																						
China	1	1	1	1	2	3	-	-	-	-	-	-	-	-	-	-	-	-	-	-	-	-
Taipei-China	-	-	-	1	1	1	-	-	-	-	-	-	-	-	-	-	-	-	-	-	-	-
U.S.A.	-	-	1	1	1	1	-	-	-	-	-	-	-	-	-	-	-	-	-	-	-	-
United Kingdom	-	-	-	-	-	1	-	-	-	-	-	-	-	-	-	-	-	-	-	-	-	-
India	-	-	-	-	1	1	-	-	-	-	-	-	-	-	-	-	-	-	-	-	-	-
Thailand	-	-	-	-	1	1	-	-	-	-	-	-	-	-	-	-	-	-	-	-	-	-
The Republic of Korea	-	-	-	1	1	1	-	-	-	-	-	-	-	-	-	-	-	-	-	-	-	-
Brazil	-	1	1	1	2	2	-	-	-	-	-	-	-	-	-	-	-	-	-	-	-	-
Vietnam	-	-	-	-	-	-	-	-	-	-	-	-	-	-	-	-	-	-	-	-	-	-
Others	-	-	-	2	6	16	-	-	-	-	-	-	-	-	-	-	-	-	-	-	-	-

Source: ASOEX-Expordata

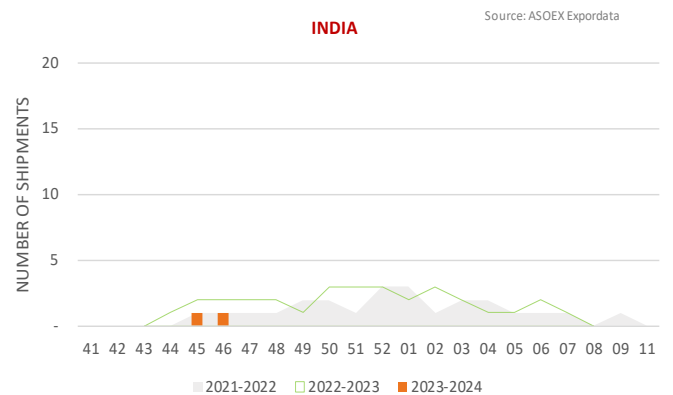
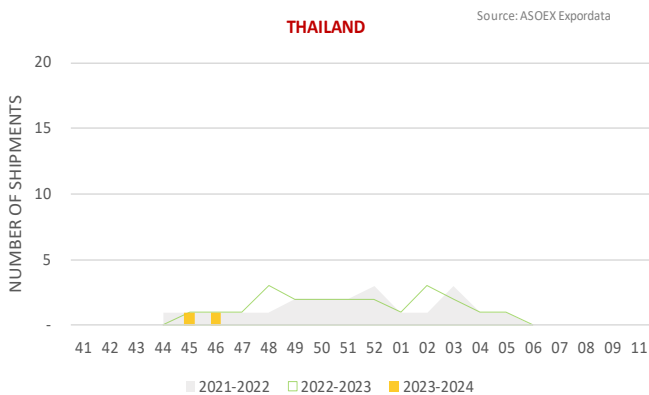
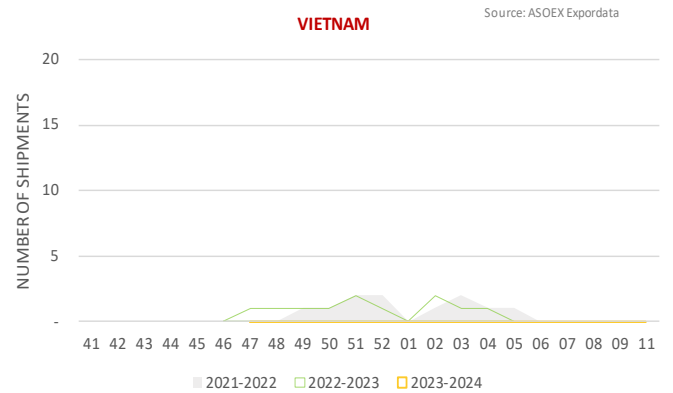
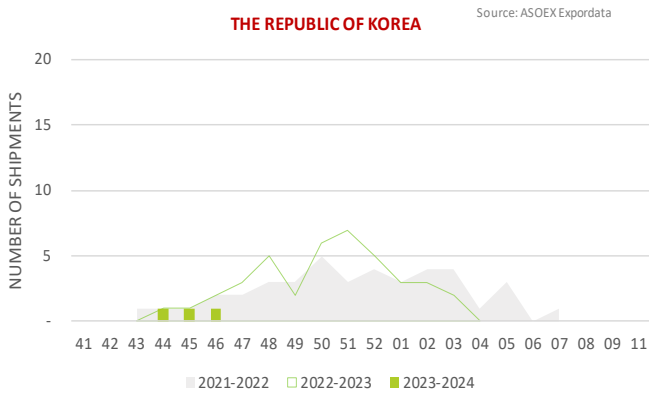
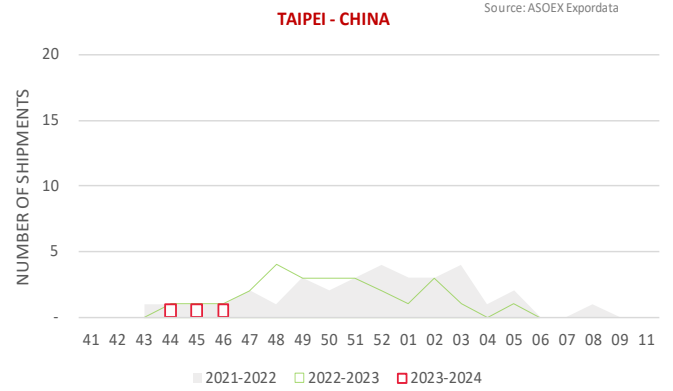
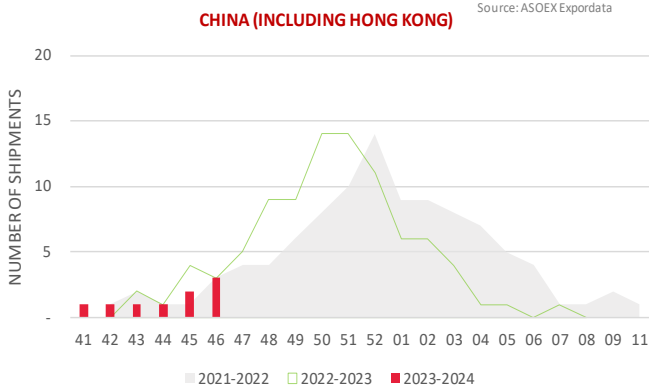
**Shipments : Total number of departed liners, charters, airplanes and trucks

NOVEMBER

EXPORT REPORT N°02



WEEK 46, 2023
NOV 13 - 19, 2023



NOVEMBER



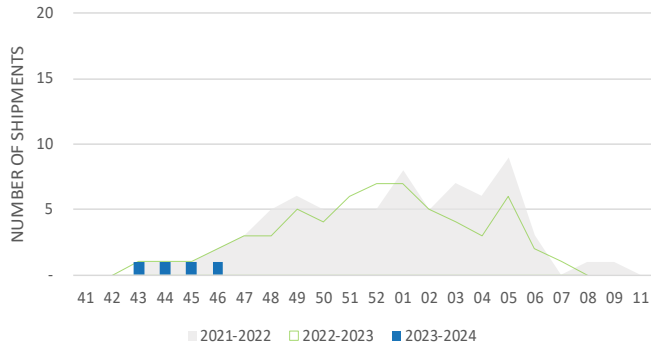
EXPORT REPORT N°02



WEEK 46, 2023
NOV 13 - 19, 2023

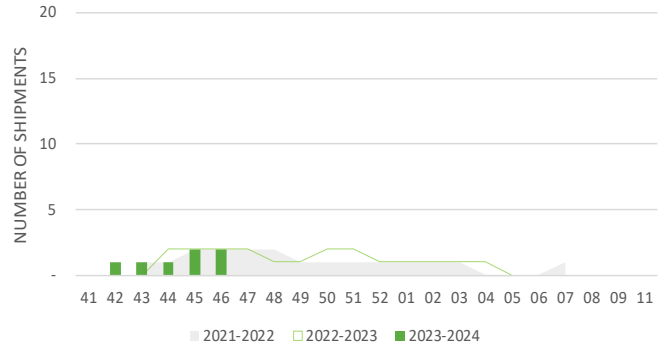
U.S.A.

Source: ASOEX Expordata



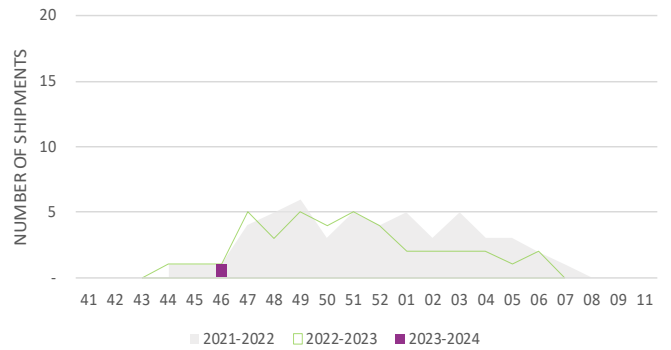
BRAZIL

Source: ASOEX Expordata



UNITED KINGDOM

Source: ASOEX Expordata



NOVEMBER