

EXPORT REPORT N°01



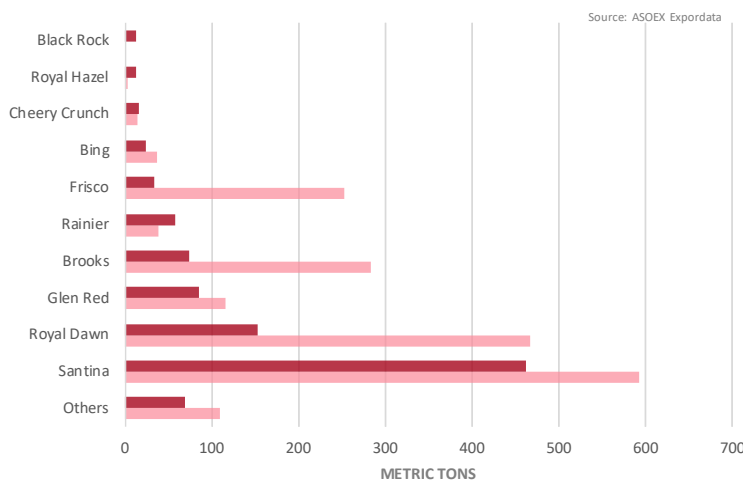
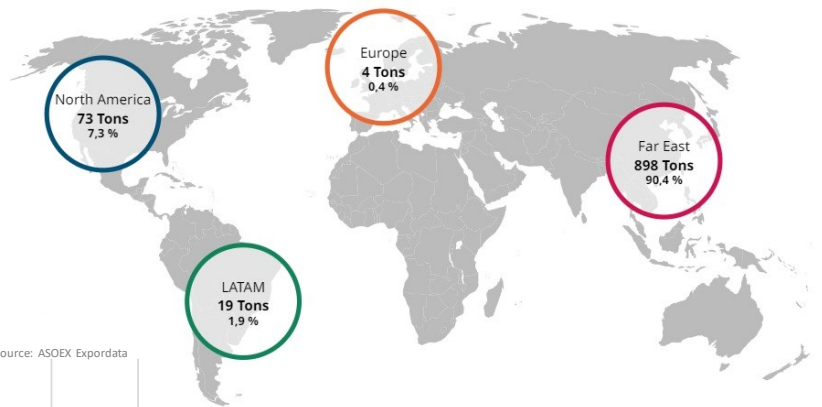
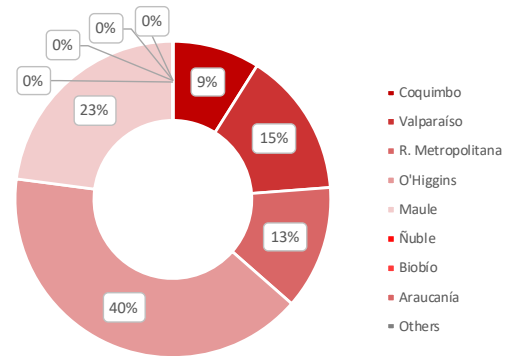
WEEK 45, 2023
NOV 06 -12, 2023



| Origin Region | 2022-2023 | | 2023-2024 | |
|------------------|--------------|----------------|------------|----------------|
| | MT | Boxes | MT | Boxes |
| Coquimbo | 60 | 12,016 | 89 | 17,810 |
| Valparaíso | 35 | 7,001 | 147 | 29,490 |
| R. Metropolitana | 260 | 52,035 | 126 | 25,162 |
| O'Higgins | 981 | 196,232 | 404 | 80,759 |
| Maule | 577 | 115,415 | 228 | 45,572 |
| Ñuble | - | - | - | - |
| Biobío | - | - | - | - |
| Araucanía | - | - | - | - |
| Others | - | - | - | - |
| TOTAL | 1,913 | 382,699 | 994 | 198,792 |

Source: ASOEX-Expodata
Accum. until week 45_2023

**MT: metric tons ; Boxes: 5 Kg/Box



Accum. until week 45_2023

■ 2023-2024 ■ 2022-2023

Report prepared exclusively by Decofrut and in conjunction with the Chilean Cherries Committee

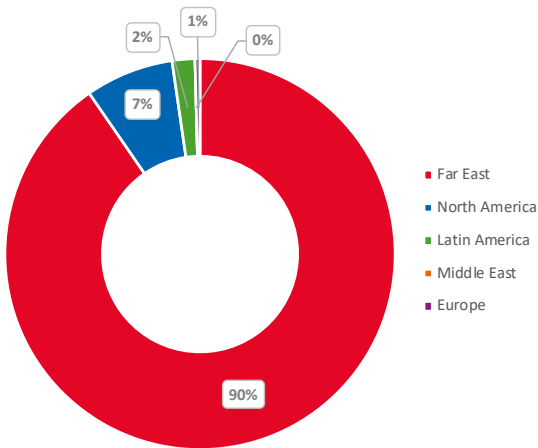


NOVEMBER

EXPORT REPORT N°01



WEEK 45, 2023
NOV 06 - 12, 2023

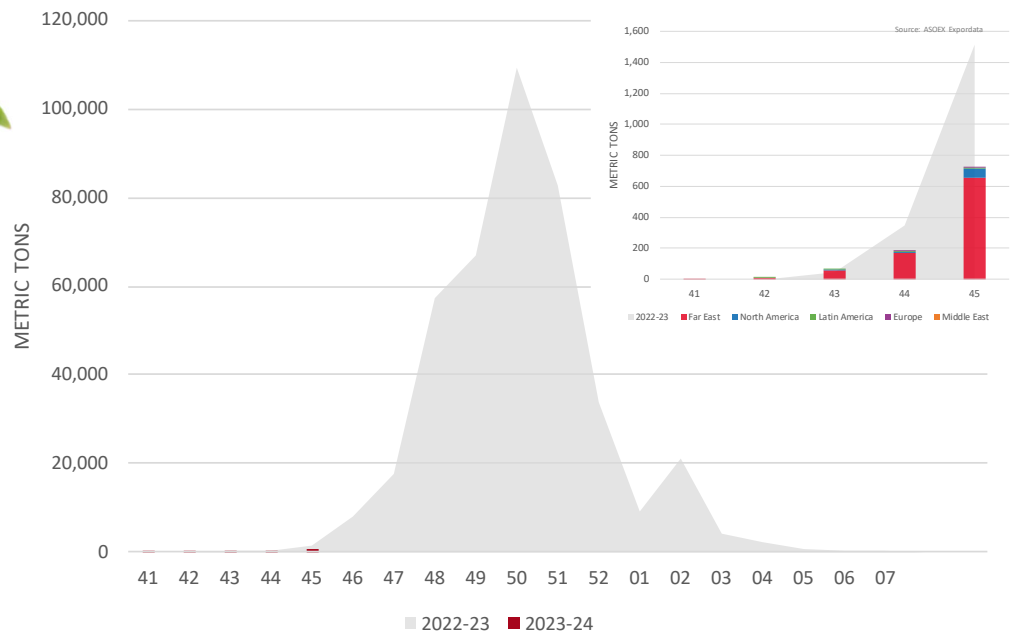


| Market/Country | 2022 | 2023 | 2022-2023 | | 2023-2024 | | Accum. %Var. |
|-----------------------|--------------|------------|--------------|----------------|------------|----------------|--------------|
| | W45 (MT) | W45 (MT) | MT | Boxes | MT | Boxes | |
| Far East | 1,183 | 653 | 1,517 | 303,477 | 898 | 179,682 | -41% |
| China | 1,089 | 638 | 1,416 | 283,114 | 878 | 175,518 | -38% |
| The Republic of Korea | 19 | 8 | 21 | 4,180 | 9 | 1,742 | -58% |
| Taipei-China | 39 | 3 | 42 | 8,495 | 7 | 1,409 | -83% |
| Thailand | 11 | 4 | 11 | 2,249 | 4 | 727 | -68% |
| India | 20 | 1 | 21 | 4,177 | 1 | 280 | -93% |
| Japan | - | 0.03 | - | - | 0.03 | 6 | - |
| Philippines | 3 | - | 3 | 600 | - | - | -100% |
| Cambodia | 2 | - | 2 | 472 | - | - | -100% |
| North America | 260 | 61 | 305 | 61,075 | 73 | 14,544 | -76% |
| U.S.A. | 254 | 61 | 299 | 59,766 | 73 | 14,544 | -76% |
| Canada | 6 | - | 7 | 1,309 | - | - | -100% |
| Latin America | 30 | 9 | 39 | 7,735 | 19 | 3,750 | -52% |
| Brazil | 16 | 7 | 21 | 4,215 | 16 | 3,206 | -24% |
| Ecuador | 10 | 2 | 15 | 2,950 | 3 | 544 | -82% |
| Costa Rica | 1 | - | 1 | 112 | - | - | -100% |
| Colombia | 2 | - | 2 | 458 | - | - | -100% |
| Europe | 43 | 2 | 51 | 10,172 | 4 | 816 | -92% |
| Spain | 20 | 2 | 23 | 4,656 | 4 | 816 | -82% |
| The Netherlands | 2 | - | 2 | 368 | - | - | -100% |
| Russia | 5 | - | 5 | 920 | - | - | -100% |
| France | 3 | - | 3 | 584 | - | - | -100% |
| England | 13 | - | 18 | 3,524 | - | - | -100% |
| Germany | 1 | - | 1 | 120 | - | - | -100% |
| Middle East | 1 | - | 1 | 240 | - | - | -100% |
| United Arab Emirates | 1 | - | 1 | 240 | - | - | -100% |
| Total | 1,516 | 726 | 1,913 | 382,699 | 994 | 198,792 | -48% |

Source: ASOEX-Expordata
Accum. until week 45_2023
**MT: metric tons ; Boxes: 5 Kg/Box



CHERRIES - PROGRESS AND PROJECTED TOTAL EXPORTS



NOVEMBER

EXPORT REPORT N°01



WEEK 45, 2023
NOV 06 - 12, 2023

| Week | Season 2022-23 | Progress 2023-24 | Progress per market 2023-24 (metric tons) | | | | | Accumulated | |
|--------------|----------------|------------------|---|---------------|---------------|----------|-------------|--------------|----------------|
| | | | Far East | North America | Latin America | Europe | Middle East | 2022-23 | Season 2023-24 |
| 41 | - | 1 | 1 | - | - | - | - | - | 1 |
| 42 | - | 16 | 13 | - | 3 | - | - | - | 17 |
| 43 | 48 | 68 | 60 | 4 | 4 | - | - | 48 | 85 |
| 44 | 349 | 183 | 172 | 7 | 3 | 2 | - | 397 | 268 |
| 45 | 1,516 | 726 | 653 | 61 | 9 | 2 | - | 1,913 | 994 |
| 46 | 8,016 | - | - | - | - | - | - | - | - |
| 47 | 17,440 | - | - | - | - | - | - | - | - |
| 48 | 57,498 | - | - | - | - | - | - | - | - |
| 49 | 67,027 | - | - | - | - | - | - | - | - |
| 50 | 109,547 | - | - | - | - | - | - | - | - |
| 51 | 82,591 | - | - | - | - | - | - | - | - |
| 52 | 33,933 | - | - | - | - | - | - | - | - |
| 01 | 9,097 | - | - | - | - | - | - | - | - |
| 02 | 21,108 | - | - | - | - | - | - | - | - |
| 03 | 3,950 | - | - | - | - | - | - | - | - |
| 04 | 2,303 | - | - | - | - | - | - | - | - |
| 05 | 617 | - | - | - | - | - | - | - | - |
| 06 | 166 | - | - | - | - | - | - | - | - |
| 07 | 36 | - | - | - | - | - | - | - | - |
| 08 | - | - | - | - | - | - | - | - | - |
| 09 | - | - | - | - | - | - | - | - | - |
| Total | 415,243 | 994 | 898 | 73 | 19 | 4 | - | 1,913 | 994 |

Source: ASOEX-Expordata



| Week | Season 2022-23 | Progress 2023-24 | Progress per market 2023-24 (5 Kg boxes) | | | | | Accumulated | |
|--------------|-------------------|------------------|--|---------------|---------------|------------|-------------|----------------|----------------|
| | | | Far East | North America | Latin America | Europe | Middle East | 2022-23 | Season 2023-24 |
| 41 | - | 210 | 210 | - | - | - | - | - | 210 |
| 42 | - | 3,185 | 2,529 | - | 656 | - | - | - | 3,395 |
| 43 | 9,569 | 13,547 | 11,912 | 856 | 779 | - | - | 9,569 | 16,942 |
| 44 | 69,868 | 36,694 | 34,331 | 1,465 | 562 | 336 | - | 79,437 | 53,636 |
| 45 | 303,262 | 145,156 | 130,700 | 12,223 | 1,753 | 480 | - | 382,699 | 198,792 |
| 46 | 1,603,268 | - | - | - | - | - | - | - | - |
| 47 | 3,488,015 | - | - | - | - | - | - | - | - |
| 48 | 11,499,673 | - | - | - | - | - | - | - | - |
| 49 | 13,405,493 | - | - | - | - | - | - | - | - |
| 50 | 21,909,336 | - | - | - | - | - | - | - | - |
| 51 | 16,518,103 | - | - | - | - | - | - | - | - |
| 52 | 6,786,562 | - | - | - | - | - | - | - | - |
| 01 | 1,819,424 | - | - | - | - | - | - | - | - |
| 02 | 4,221,560 | - | - | - | - | - | - | - | - |
| 03 | 790,012 | - | - | - | - | - | - | - | - |
| 04 | 460,599 | - | - | - | - | - | - | - | - |
| 05 | 123,329 | - | - | - | - | - | - | - | - |
| 06 | 33,279 | - | - | - | - | - | - | - | - |
| 07 | 7,236 | - | - | - | - | - | - | - | - |
| 08 | - | - | - | - | - | - | - | - | - |
| 09 | - | - | - | - | - | - | - | - | - |
| Total | 83,048,587 | 198,792 | 179,682 | 14,544 | 3,750 | 816 | - | 382,699 | 198,792 |

Source: ASOEX-Expordata

NOVEMBER

EXPORT REPORT N°01



WEEK 45, 2023
NOV 06 - 12, 2023



| Week | Air (metric tons) | | | Sea (metric tons) | | | Land (metric tons) | | |
|--------------|-------------------|------------|-------------|-------------------|-----------|--------------|--------------------|-----------|--------------|
| | 2022-2023 | 2023-2024 | % Var. | 2022-2023 | 2023-2024 | % Var. | 2022-2023 | 2023-2024 | % Var. |
| 41 | - | 1 | 100% | - | - | - | - | - | - |
| 42 | - | 16 | 100% | - | - | - | - | - | - |
| 43 | 48 | 68 | 42% | - | - | - | - | - | - |
| 44 | 349 | 183 | -47% | - | - | - | 1 | - | -100% |
| 45 | 1,448 | 697 | -52% | 59 | 27 | -55% | 9 | 2 | -79% |
| 46 | 2,740 | - | - | 5,180 | - | - | 97 | - | - |
| 47 | 3,202 | - | - | 13,841 | - | - | 398 | - | - |
| 48 | 3,668 | - | - | 52,805 | - | - | 1,025 | - | - |
| 49 | 3,047 | - | - | 62,808 | - | - | 1,173 | - | - |
| 50 | 2,232 | - | - | 106,433 | - | - | 882 | - | - |
| 51 | 1,852 | - | - | 80,127 | - | - | 612 | - | - |
| 52 | 1,538 | - | - | 31,818 | - | - | 577 | - | - |
| 01 | 969 | - | - | 7,947 | - | - | 181 | - | - |
| 02 | 707 | - | - | 20,005 | - | - | 395 | - | - |
| 03 | 347 | - | - | 3,415 | - | - | 188 | - | - |
| 04 | 113 | - | - | 2,007 | - | - | 183 | - | - |
| 05 | 84 | - | - | 510 | - | - | 23 | - | - |
| 06 | 19 | - | - | 106 | - | - | 41 | - | - |
| 07 | 14 | - | - | 17 | - | - | 6 | - | - |
| 08 | - | - | - | - | - | - | - | - | - |
| 09 | - | - | - | - | - | - | - | - | - |
| Total | 22,377 | 966 | -96% | 387,078 | 27 | -100% | 5,788 | 2 | -100% |

Source: ASOEX-Expordata



| Week | Air (5 Kg boxes) | | | Sea (5 Kg boxes) | | | Land (5 Kg boxes) | | |
|--------------|------------------|----------------|-------------|-------------------|--------------|--------------|-------------------|------------|--------------|
| | 2022-2023 | 2023-2024 | % Var. | 2022-2023 | 2023-2024 | % Var. | 2022-2023 | 2023-2024 | % Var. |
| 41 | - | 210 | 100% | - | - | - | - | - | - |
| 42 | - | 3,185 | 100% | - | - | - | - | - | - |
| 43 | 9,569 | 13,547 | 42% | - | - | - | - | - | - |
| 44 | 69,746 | 36,694 | -47% | - | - | - | 122 | - | -100% |
| 45 | 289,679 | 139,481 | -52% | 11,819 | 5,303 | -55% | 1,764 | 372 | -79% |
| 46 | 547,956 | - | - | 1,035,914 | - | - | 19,399 | - | - |
| 47 | 640,310 | - | - | 2,768,160 | - | - | 79,545 | - | - |
| 48 | 733,627 | - | - | 10,561,050 | - | - | 204,996 | - | - |
| 49 | 609,311 | - | - | 12,561,673 | - | - | 234,510 | - | - |
| 50 | 446,411 | - | - | 21,286,573 | - | - | 176,352 | - | - |
| 51 | 370,343 | - | - | 16,025,431 | - | - | 122,329 | - | - |
| 52 | 307,604 | - | - | 6,363,593 | - | - | 115,365 | - | - |
| 01 | 193,898 | - | - | 1,589,332 | - | - | 36,193 | - | - |
| 02 | 141,463 | - | - | 4,001,078 | - | - | 79,019 | - | - |
| 03 | 69,422 | - | - | 682,978 | - | - | 37,612 | - | - |
| 04 | 22,544 | - | - | 401,480 | - | - | 36,575 | - | - |
| 05 | 16,877 | - | - | 101,902 | - | - | 4,549 | - | - |
| 06 | 3,855 | - | - | 21,219 | - | - | 8,205 | - | - |
| 07 | 2,760 | - | - | 3,324 | - | - | 1,152 | - | - |
| 08 | - | - | - | - | - | - | - | - | - |
| 09 | - | - | - | - | - | - | - | - | - |
| Total | 4,475,374 | 193,117 | -96% | 77,415,527 | 5,303 | -100% | 1,157,686 | 372 | -100% |

Source: ASOEX-Expordata

NOVEMBER

Report prepared exclusively by Decofrut and in conjunction with the Chilean Cherries Committee



EXPORT REPORT N°01



WEEK 45, 2023
NOV 06 - 12, 2023

WEEKLY SHIPMENTS

| Season/Country | 41 | 42 | 43 | 44 | 45 | 46 | 47 | 48 | 49 | 50 | 51 | 52 | 01 | 02 | 03 | 04 | 05 | 06 | 07 | 08 | 09 | 11 |
|-----------------------|----|----|----|-----|-----|-------|-------|-------|-------|--------|--------|--------|-------|-------|-------|-----|-----|----|----|----|----|----|
| 2021-2022 | | | | | | | | | | | | | | | | | | | | | | |
| China | - | 2 | 30 | 100 | 264 | 654 | 1,300 | 791 | 4,904 | 6,710 | 9,425 | 16,229 | 5,940 | 6,543 | 3,786 | 509 | 177 | 27 | 59 | 14 | 2 | 1 |
| Taipei-China | - | - | 1 | 4 | 32 | 40 | 56 | 30 | 154 | 191 | 210 | 364 | 75 | 118 | 70 | 5 | 5 | - | - | 3 | - | - |
| U.S.A. | - | - | 1 | 12 | 55 | 175 | 237 | 279 | 620 | 484 | 285 | 512 | 470 | 266 | 230 | 153 | 100 | 12 | - | 2 | 1 | - |
| United Kingdom | - | - | - | 2 | 16 | 25 | 30 | 90 | 130 | 49 | 97 | 30 | 162 | 12 | 81 | 62 | 36 | 20 | 11 | - | - | - |
| India | - | - | - | - | 6 | 11 | 33 | 36 | 34 | 22 | 6 | 19 | 19 | 17 | 18 | 29 | 14 | 7 | 8 | - | 5 | - |
| Thailand | - | - | - | 3 | 7 | 26 | 39 | 44 | 66 | 78 | 68 | 37 | 21 | 17 | 19 | 1 | 1 | - | - | - | - | - |
| The Republic of Korea | - | - | 1 | 2 | 17 | 53 | 106 | 108 | 165 | 199 | 108 | 170 | 56 | 97 | 93 | 30 | 32 | - | 2 | - | - | - |
| Brazil | - | - | 2 | 8 | 17 | 50 | 54 | 154 | 260 | 200 | 50 | 15 | 47 | 45 | 20 | - | - | - | 1 | - | - | - |
| Vietnam | - | - | - | - | - | - | - | - | 2 | 20 | 17 | 17 | - | 1 | 21 | 4 | 2 | - | - | - | - | - |
| Others | - | - | 3 | 5 | 75 | 164 | 229 | 360 | 534 | 499 | 348 | 253 | 329 | 165 | 192 | 125 | 56 | 35 | - | 7 | 18 | - |
| 2022-2023 | | | | | | | | | | | | | | | | | | | | | | |
| China | - | - | 26 | 144 | 475 | 1,351 | 2,374 | 6,668 | 8,528 | 17,164 | 15,061 | 5,904 | 852 | 3,570 | 414 | 220 | 27 | - | 4 | - | - | - |
| Taipei-China | - | - | - | 3 | 27 | 69 | 92 | 132 | 269 | 275 | 167 | 182 | 13 | 149 | 5 | - | 2 | - | - | - | - | - |
| U.S.A. | - | - | 1 | 18 | 120 | 260 | 264 | 314 | 776 | 489 | 749 | 731 | 390 | 139 | 116 | 48 | 52 | 9 | 1 | - | - | - |
| United Kingdom | - | - | - | 8 | 10 | 16 | 24 | 28 | 73 | 77 | 97 | 68 | 40 | 47 | 17 | 18 | 21 | 14 | - | - | - | - |
| India | - | - | - | 2 | 18 | 42 | 28 | 19 | 5 | 19 | 25 | 52 | 31 | 16 | 14 | 9 | 3 | 3 | 2 | - | - | - |
| Thailand | - | - | - | - | 10 | 73 | 54 | 71 | 77 | 74 | 99 | 88 | 26 | 61 | 8 | 3 | 1 | - | - | - | - | - |
| The Republic of Korea | - | - | - | 4 | 17 | 41 | 76 | 202 | 74 | 299 | 69 | 117 | 52 | 70 | 6 | - | - | - | - | - | - | - |
| Brazil | - | - | - | 13 | 30 | 71 | 113 | 226 | 249 | 192 | 131 | 122 | 36 | 69 | 3 | 9 | - | - | - | - | - | - |
| Vietnam | - | - | - | - | - | - | - | 2 | 16 | 52 | 34 | 8 | 59 | - | 78 | 17 | 2 | - | - | - | - | - |
| Others | - | - | 1 | 12 | 58 | 159 | 299 | 384 | 592 | 549 | 358 | 353 | 148 | 197 | 108 | 76 | 20 | 25 | 3 | - | - | - |
| 2023-2024 | | | | | | | | | | | | | | | | | | | | | | |
| China | 1 | 8 | 40 | 101 | 332 | - | - | - | - | - | - | - | - | - | - | - | - | - | - | - | - | - |
| Taipei-China | - | - | - | 3 | 3 | - | - | - | - | - | - | - | - | - | - | - | - | - | - | - | - | - |
| U.S.A. | - | - | 2 | 7 | 59 | - | - | - | - | - | - | - | - | - | - | - | - | - | - | - | - | - |
| United Kingdom | - | - | - | - | - | - | - | - | - | - | - | - | - | - | - | - | - | - | - | - | - | - |
| India | - | - | - | - | 3 | - | - | - | - | - | - | - | - | - | - | - | - | - | - | - | - | - |
| Thailand | - | - | - | - | 4 | - | - | - | - | - | - | - | - | - | - | - | - | - | - | - | - | - |
| The Republic of Korea | - | - | - | 1 | 4 | - | - | - | - | - | - | - | - | - | - | - | - | - | - | - | - | - |
| Brazil | - | 2 | 5 | 3 | 21 | - | - | - | - | - | - | - | - | - | - | - | - | - | - | - | - | - |
| Vietnam | - | - | - | - | - | - | - | - | - | - | - | - | - | - | - | - | - | - | - | - | - | - |
| Others | - | - | - | 4 | 6 | - | - | - | - | - | - | - | - | - | - | - | - | - | - | - | - | - |

Source: ASOEX-Expordata
**Shipments : Total number of departed liners, charters, airplanes and trucks

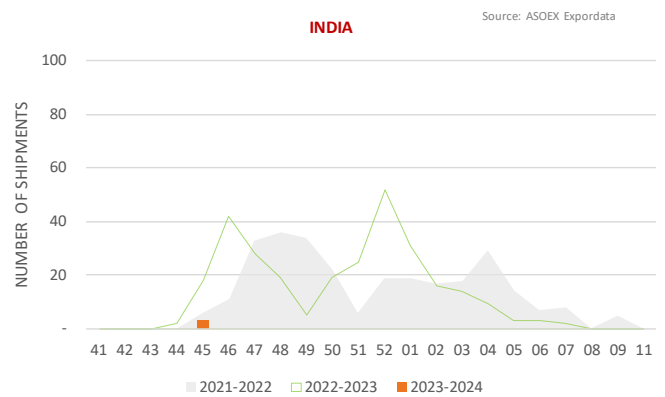
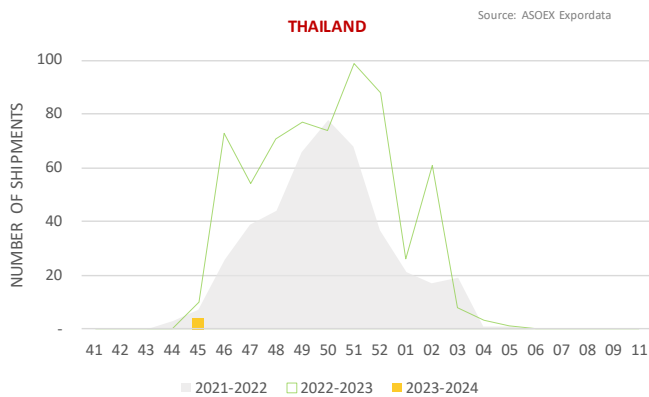
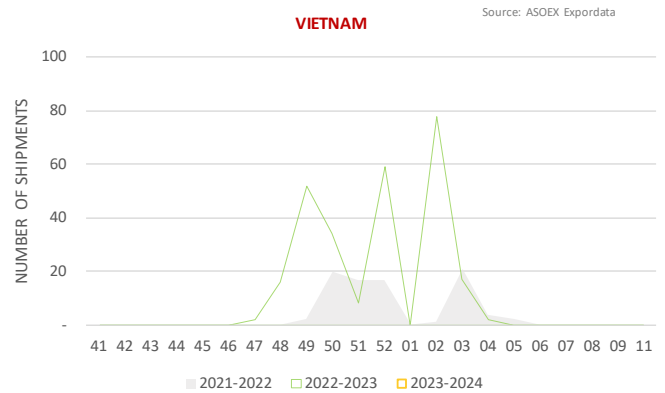
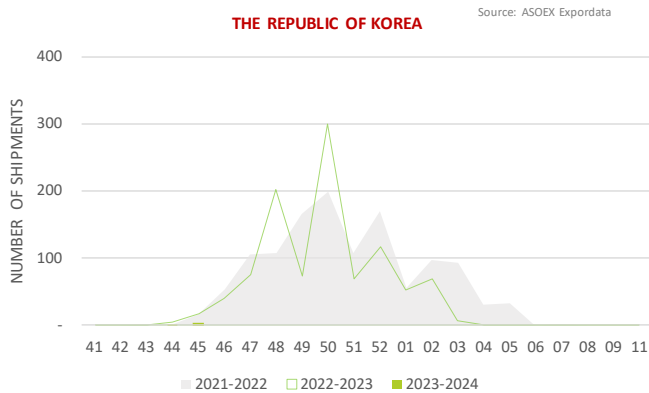
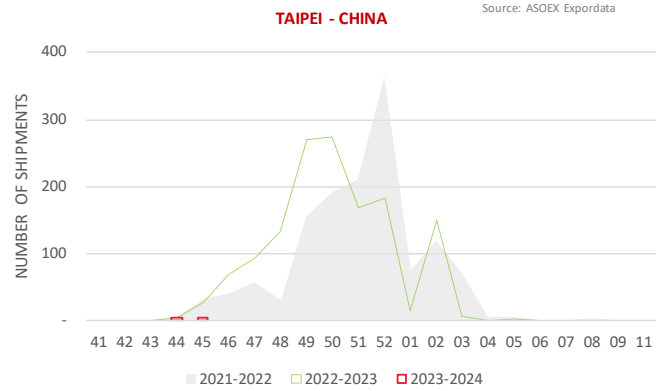
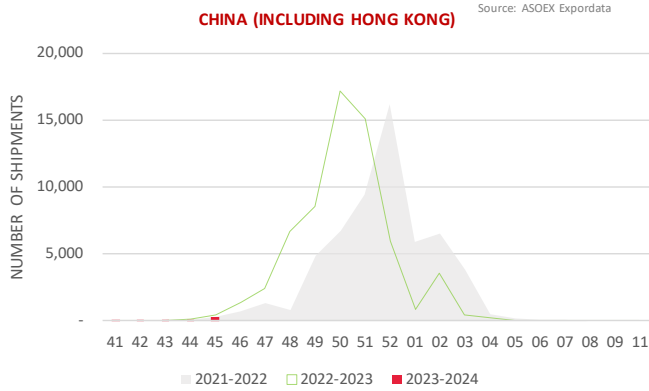


NOVEMBER

EXPORT REPORT N°01



WEEK 45, 2023
NOV 06 - 12, 2023

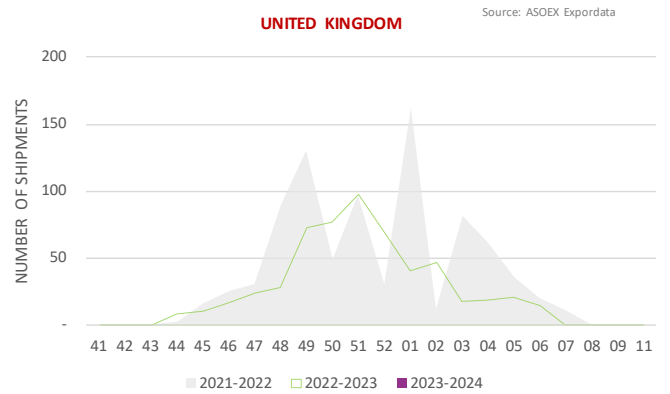
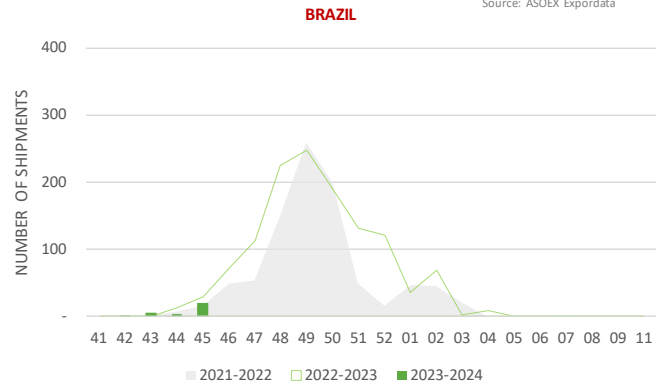
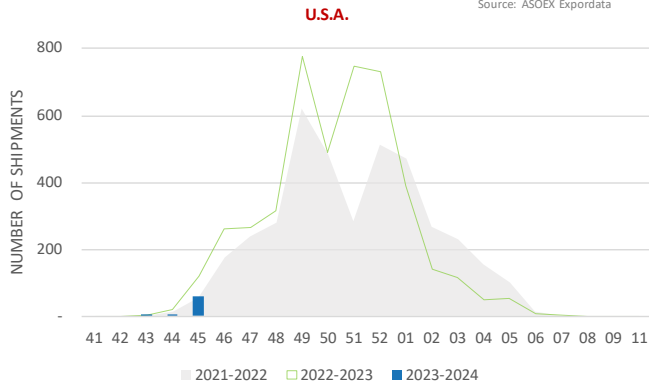


NOVEMBER

EXPORT REPORT N°01



WEEK 45, 2023
NOV 06 - 12, 2023



NOVEMBER