

# CHILEAN CHERRIES COMMITTEE CROP & EXPORTS REPORT

## WEEK 8 (Feb 20th - Feb 26th 2023). EDITED WEEK 9

LAST REPORT

Powered by **iQonsulting**

### DESTINATION MARKETS EXPORTS UP TO WEEK 8

MARKET	W.8 22/23			ACCUM W.8 21/22			ACCUM W.8 22/23			VAR ACCUM W.7
	TONS	BOX 5KG	SHARE	TONS	BOX 5KG	SHARE	TONS	BOX 5KG	SHARE	
USA	11	2,160	30%	12,741	2,548,183	4%	17,819	3,563,851	4%	40%
EUROPE	0	0	0%	6,234	1,246,832	2%	4,591	918,119	1%	-26%
CHINA HK	0	0	0%	313,924	62,784,755	88%	365,152	73,030,486	88%	16%
OTHERS ASIA	20	3,924	54%	15,461	3,092,253	4%	17,294	3,458,802	4%	12%
LATINAMERICA	0	0	0%	6,483	1,296,680	2%	8,431	1,686,102	2%	30%
OTHERS	6	1,152	16%	1,457	291,387	0%	2,080	415,921	1%	43%
<b>TOTAL</b>	<b>36</b>	<b>7,236</b>	<b>100%</b>	<b>356,300</b>	<b>71,260,091</b>	<b>100%</b>	<b>415,366</b>	<b>83,073,281</b>	<b>100%</b>	<b>17%</b>

Source: SAG-ASOEX. Devised by **iQonsulting**

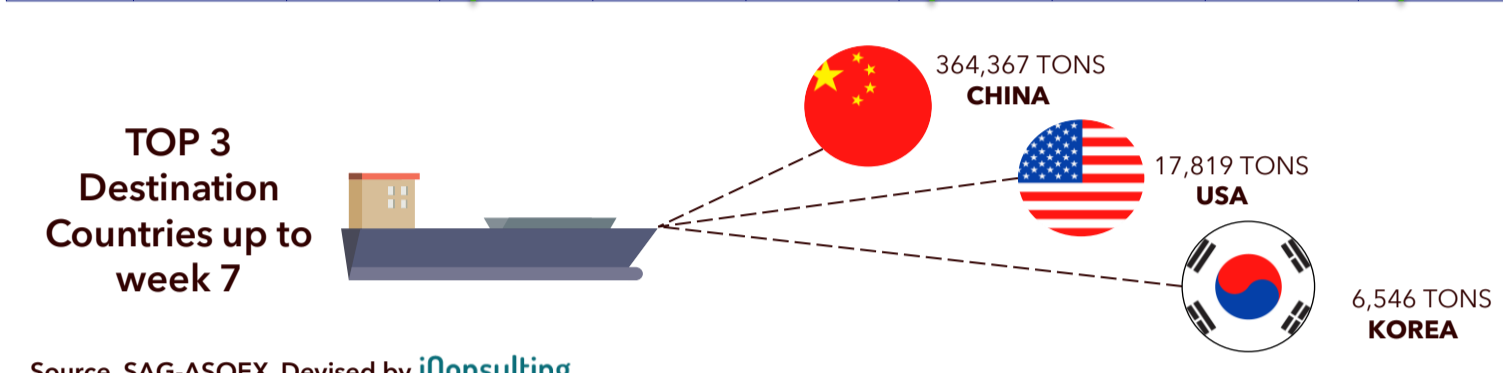
### WEEKLY UPDATE WEEK 8

MONTH	WEEK	22/23	ACCUM 21/22 (Tons)	ACCUM 22/23 (Tons)	FORECAST ACCUM 22/23 (Tons)	ACCUM 21/22 (Box 5 kg)	ACCUM 22/23 (Box 5 kg)	FORECAST ACCUM 22/23 (Box 5 kg)	VAR ACCUM vs FORECAST
Oct	42	0	2	0	0	361	0	0	0%
Oct	43	48	46	48	48	9,192	9,569	9,569	0%
Nov	44	349	211	397	397	42,286	79,437	79,437	0%
Nov	45	1,516	968	1,913	1,916	193,567	382,699	383,237	0%
Nov	46	8,016	3,979	9,930	10,003	795,786	1,985,967	2,000,637	-1%
Nov	47	17,440	12,885	27,370	27,433	2,577,033	5,473,983	5,486,637	0%
Nov	48	57,552	21,316	84,922	76,355	4,263,235	16,984,349	15,271,082	11%
Dec	49	67,105	64,719	152,026	151,952	12,943,805	30,405,267	30,390,531	0%
Dec	50	109,488	112,278	261,514	238,706	22,455,680	52,302,819	47,741,321	10%
Dec	51	83,285	169,172	344,799	322,783	33,834,363	68,959,784	64,556,638	7%
Dec	52	33,423	259,170	378,222	383,327	51,833,905	75,644,412	76,665,488	-1%
Jan	1	9,235	290,765	387,457	424,584	58,153,099	77,491,353	84,916,920	-9%
Jan	2	21,447	325,643	408,904	440,559	65,128,579	81,780,814	88,111,979	-7%
Jan	3	3,501	348,546	412,368	447,655	69,709,245	82,473,622	89,531,130	-8%
Jan	4	2,299	352,921	414,667	452,260	70,584,184	82,933,365	90,452,207	-8%
Feb	5	562	355,368	415,229	453,628	71,073,604	83,045,705	90,725,870	-8%
Feb	6	102	355,751	415,330	453,987	71,150,157	83,066,045	90,797,669	-9%
Feb	7	36	356,058	415,366	454,517	71,211,654	83,073,281	90,903,766	-9%
Feb	8	0	356,300	415,366	454,517	71,260,091	83,073,281	90,903,766	-9%

Source: SAG-ASOEX. Devised by **iQonsulting**

### CHILEAN CHERRIES. WEEKLY DEPARTURES (TON)

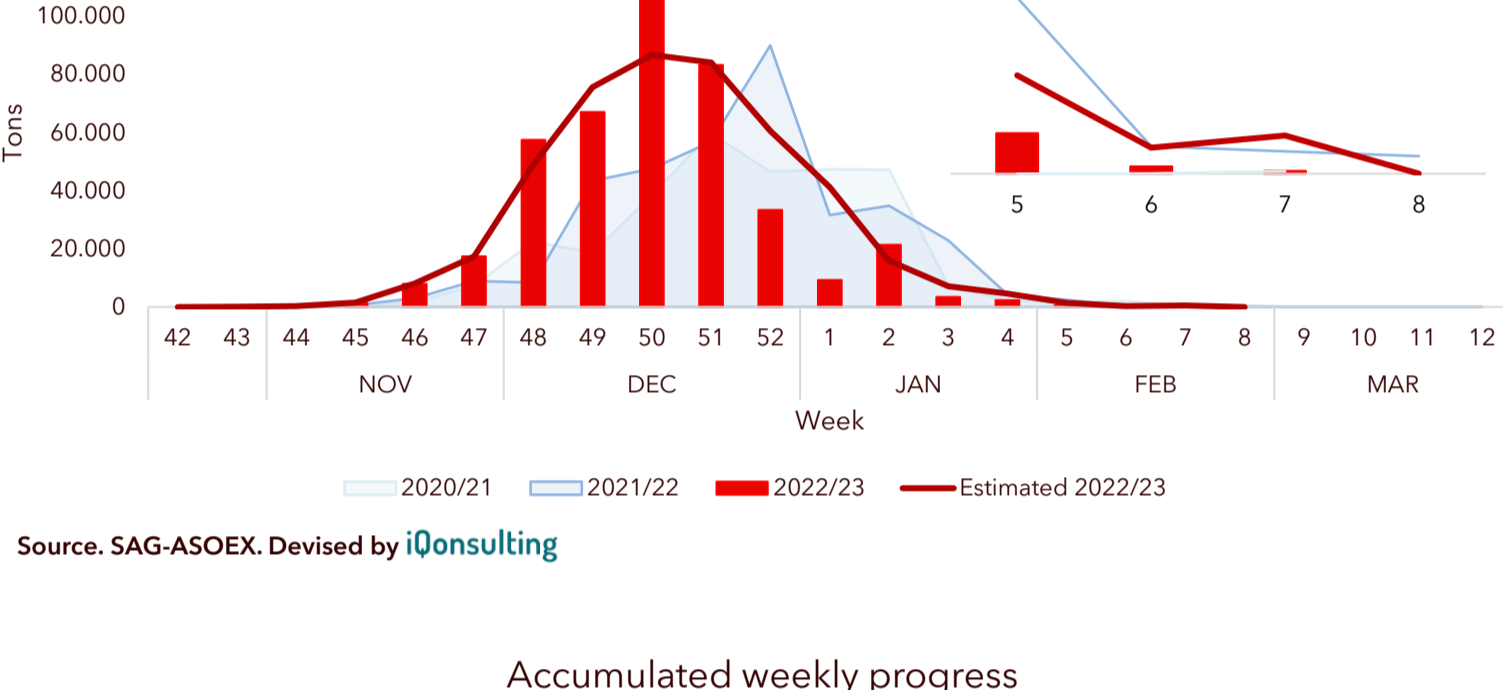
WEEK	SEA FREIGHT			AIR			OVER LAND		
	2021/22	2022/23	% VAR	2021/22	2022/23	% VAR	2021/22	2022/23	% VAR
42				2		-100%			
43				44	48	8%			
44				165	349	111%		1	
45		59		755	1,448	92%		9	544%
46	1,015	5,180	410%	1,947	2,740	41%	49	97	97%
47	6,129	13,841	126%	2,613	3,202	23%	164	398	143%
48	5,187	52,859	919%	2,487	3,668	47%	757	1,025	35%
49	39,879	62,885	58%	2,405	3,047	27%	1,119	1,173	5%
50	45,338	106,374	135%	1,531	2,232	46%	690	882	28%
51	55,518	80,821	46%	1,091	1,852	70%	285	612	115%
52	89,050	31,308	-65%	757	1,538	103%	191	577	202%
1	30,693	8,084	-74%	675	969	44%	228	181	-20%
2	34,232	20,345	-41%	458	707	54%	187	395	112%
3	22,632	2,929	-87%	201	347	73%	70	188	168%
4	4,070	2,003	-51%	263	113	-57%	42	183	336%
5	2,300	455	-80%	102	84	-18%	44	23	-48%
6	331	41	-88%	31	19	-37%	21	41	97%
7	296	17	-94%	9	14	59%	3	6	86%
8	242		-100%						
<b>TOTAL</b>	<b>336,913</b>	<b>387,201</b>	<b>↑ 15%</b>	<b>15,537</b>	<b>22,377</b>	<b>↑ 44%</b>	<b>3,850</b>	<b>5,788</b>	<b>↑ 50%</b>



Source: SAG-ASOEX. Devised by **iQonsulting**

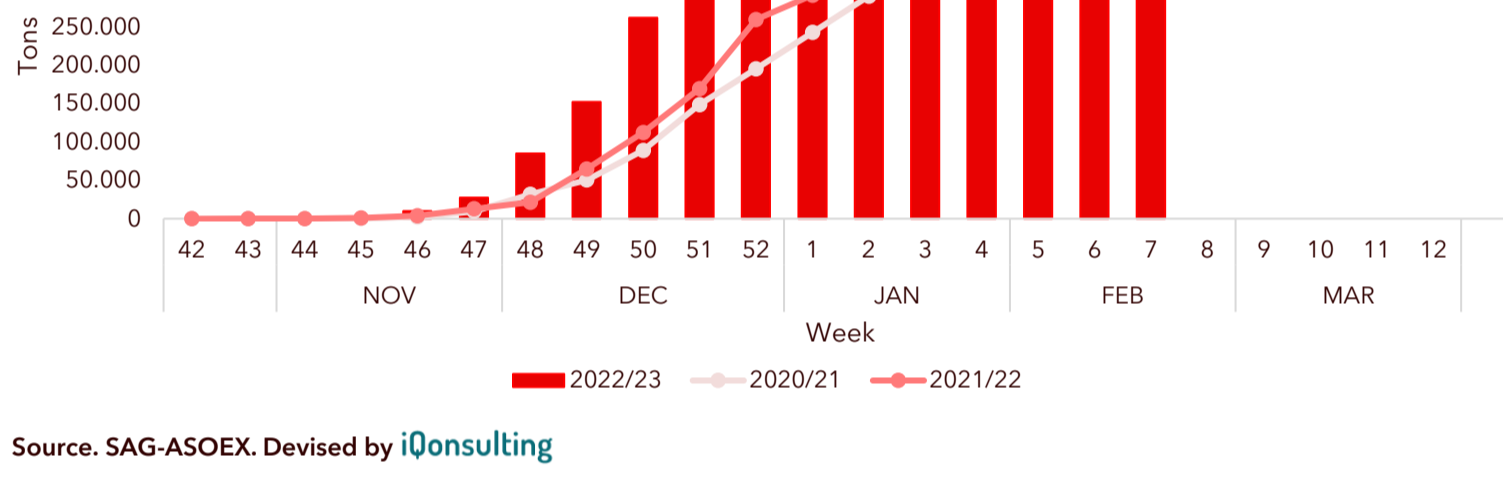
### WEEKLY SHIPMENTS OF CHERRIES

#### Weekly Progress and Estimate



Source: SAG-ASOEX. Devised by **iQonsulting**

#### Accumulated weekly progress



Source: SAG-ASOEX. Devised by **iQonsulting**

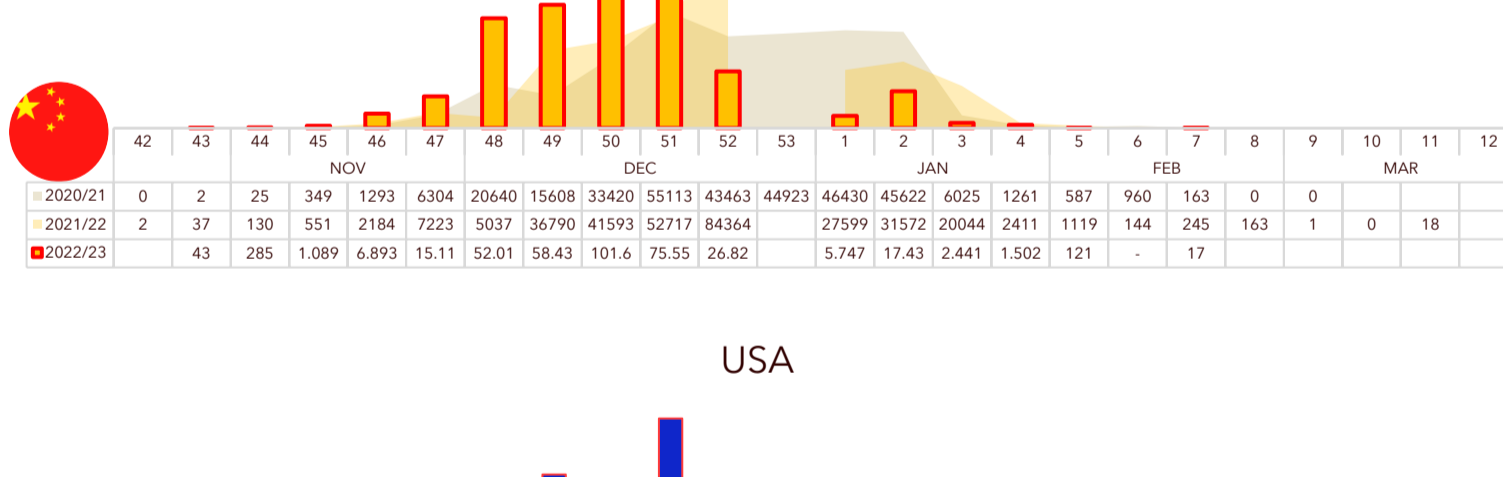
### MAIN VARIETIES SHIPPED UP TO WEEK 8

PLACE	VARIETIES	W.7 22/23	ACCUM W.8 22/23 (Tons)	ACCUM W.8 22/23 (Box 5kg)	SHARE
1	LAPINS	-	148,941	29,788,223	36%
2	SANTINA	-	110,774	22,154,894	27%
3	REGINA	21	63,605	12,721,046	15%
4	BING	-	25,787	5,157,497	6%
5	SWEET HEART	-	18,863	3,772,589	5%
6	ROYAL DAWN	-	13,365	2,673,086	3%
7	SKEENA	-	10,317	2,063,344	2%
8	KORDIA	0	9,880	1,975,966	2%
9	RAINIER	-	3,429	685,896	1%
10	STELLA	-	1,636	327,258	0%
	OTHERS	14	8,767	1,753,481	2%
	<b>TOTAL</b>	<b>36</b>	<b>415,366</b>	<b>83,073,281</b>	<b>100%</b>

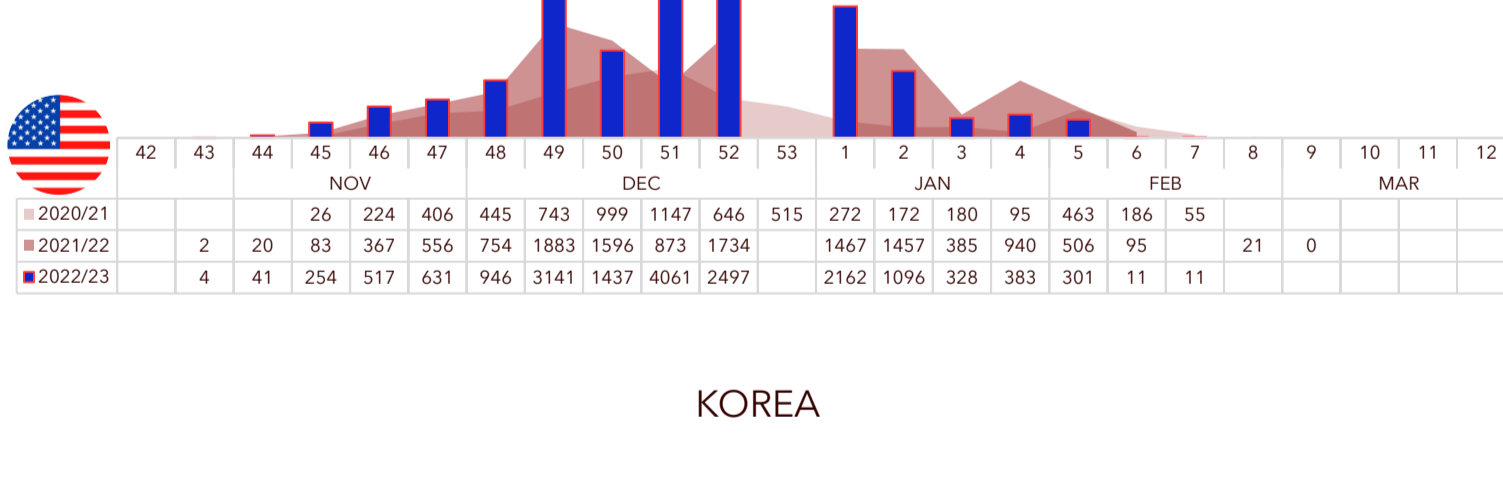
Source: SAG-ASOEX. Devised by **iQonsulting**

### WEEKLY SHIPMENTS PER MARKET

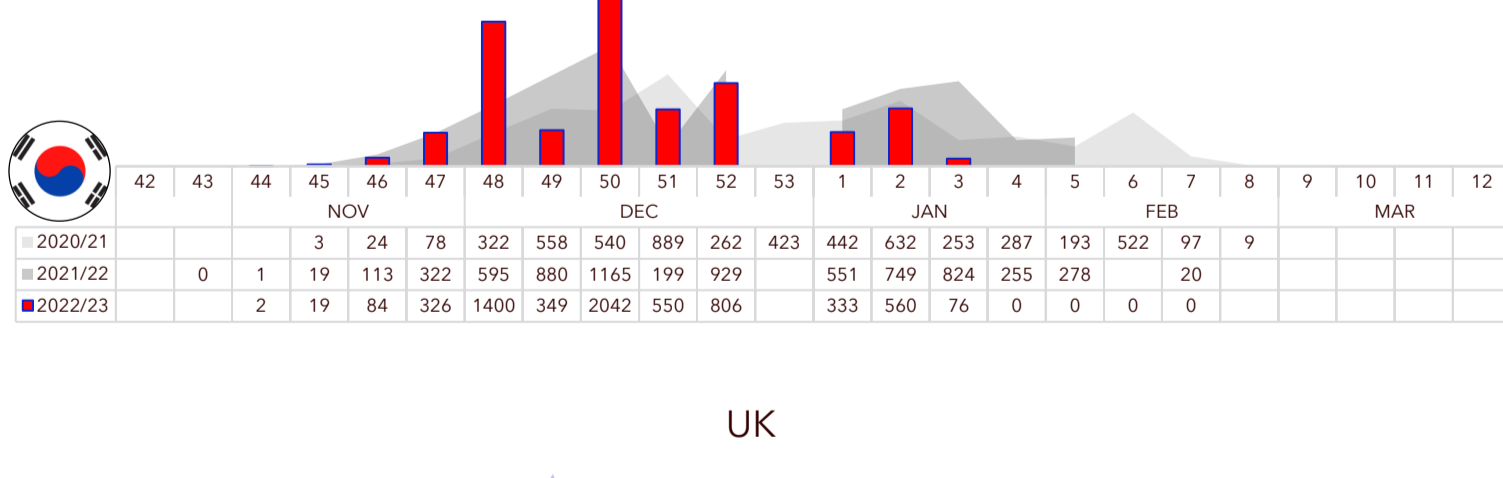
#### CHINA HK



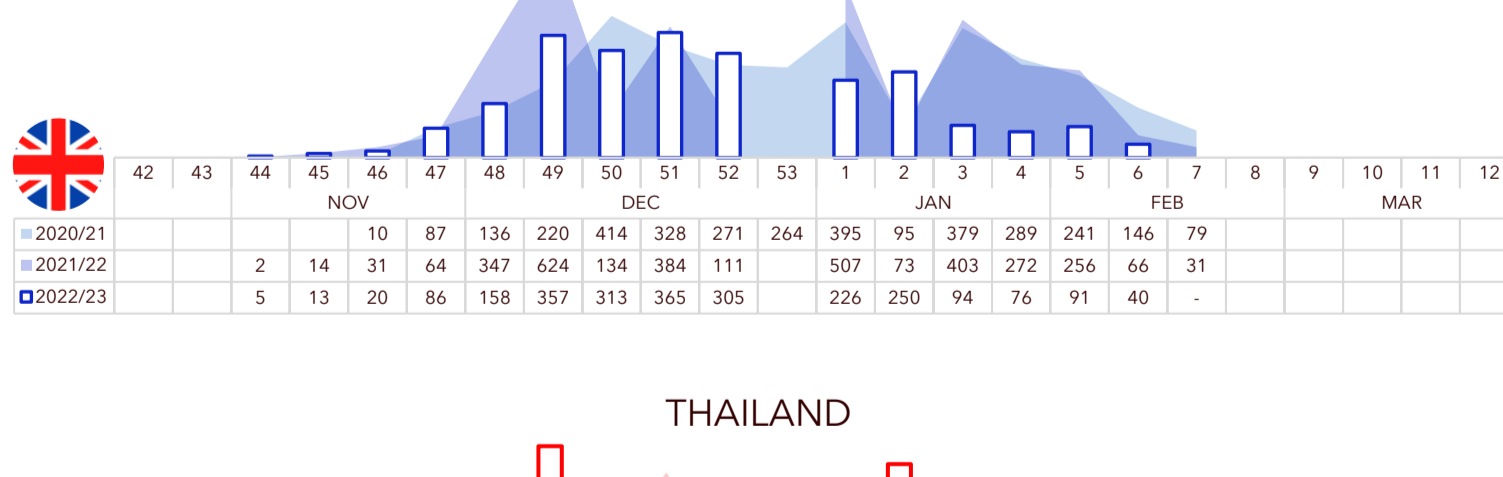
#### USA



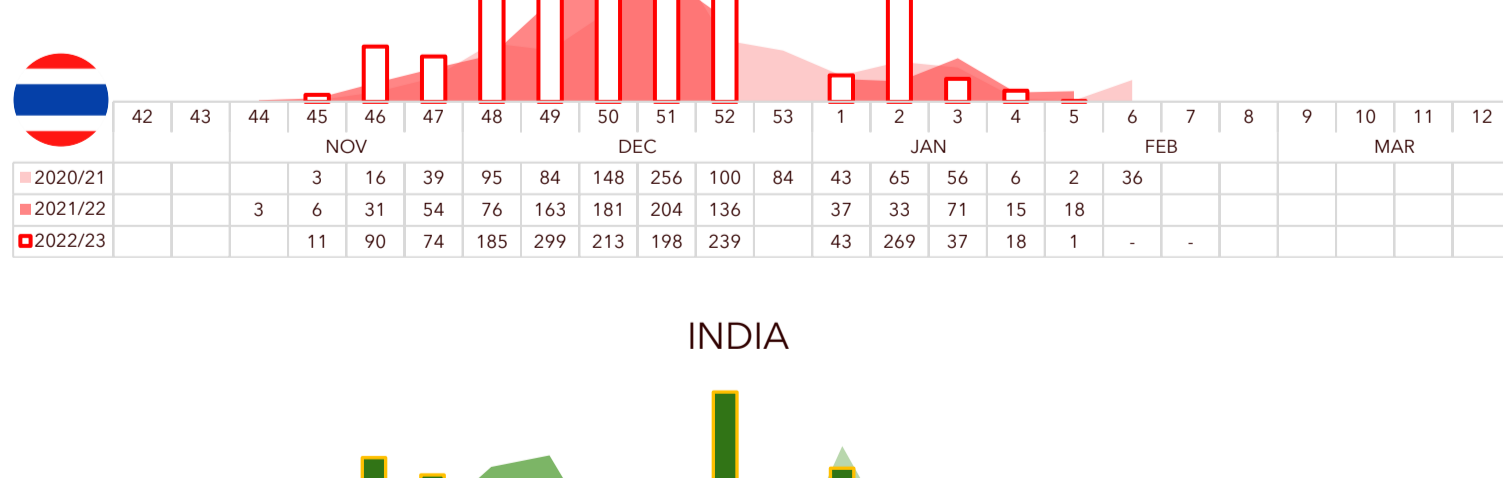
#### KOREA



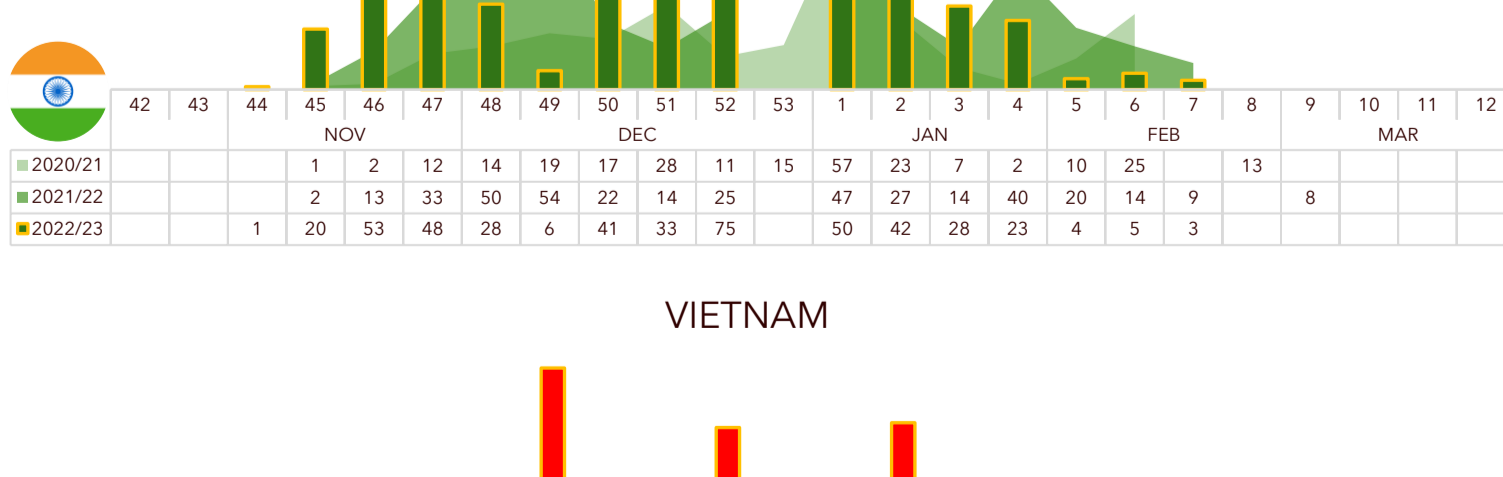
#### UK



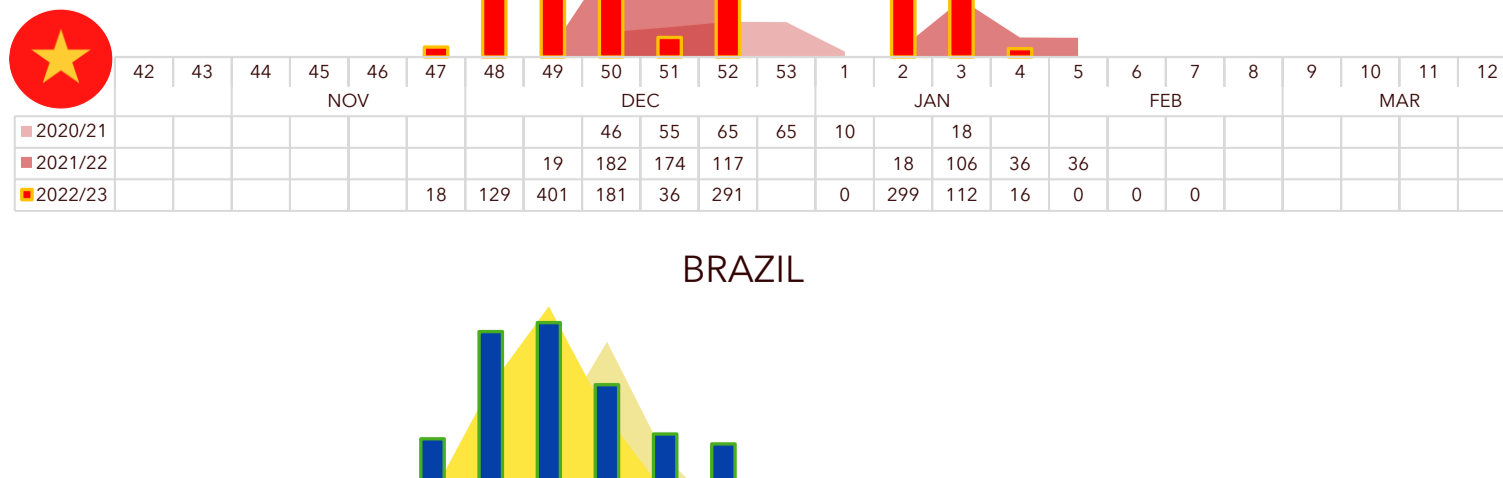
#### THAILAND



#### INDIA



#### VIETNAM



#### BRAZIL



Source: SAG-ASOEX. Devised by **iQonsulting**