

CHILEAN CHERRIES COMMITTEE CROP & EXPORTS REPORT

WEEK 6 (Feb 6th - Feb 12th 2023). EDITED WEEK 7

Powered by **iQonsulting**

DESTINATION MARKETS EXPORTS UP TO WEEK 6

| MARKET | W.6 22/23 | | | ACCUM W.6 21/22 | | | ACCUM W.6 22/23 | | | VAR ACCUM W.6 |
|--------------|------------|---------------|-------------|-----------------|-------------------|-------------|-----------------|-------------------|-------------|---------------|
| | TONS | BOX 5KG | SHARE | TONS | BOX 5KG | SHARE | TONS | BOX 5KG | SHARE | |
| USA | 11 | 2,232 | 11% | 12,720 | 2,543,907 | 4% | 17,808 | 3,561,691 | 4% | 40% |
| EUROPE | 40 | 7,903 | 39% | 6,203 | 1,240,616 | 2% | 4,591 | 918,119 | 1% | -26% |
| CHINA HK | 0 | 0 | 0% | 313,516 | 62,703,149 | 88% | 365,140 | 73,028,079 | 88% | 16% |
| OTHERS ASIA | 5 | 1,080 | 5% | 15,377 | 3,075,477 | 4% | 17,291 | 3,458,202 | 4% | 12% |
| LATINAMERICA | 32 | 6,461 | 32% | 6,478 | 1,295,621 | 2% | 8,450 | 1,689,942 | 2% | 30% |
| OTHERS | 13 | 2,664 | 13% | 1,457 | 291,387 | 0% | 2,074 | 414,769 | 0% | 42% |
| TOTAL | 102 | 20,340 | 100% | 355,751 | 71,150,157 | 100% | 415,354 | 83,070,802 | 100% | 17% |

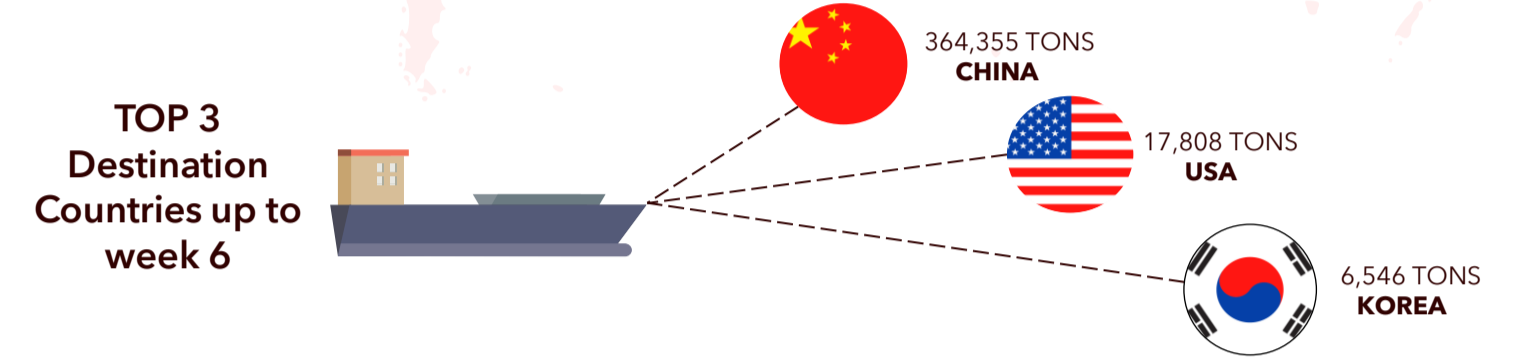
WEEKLY UPDATE WEEK 6

| MONTH | WEEK | 22/23 | ACCUM 21/22 (Tons) | ACCUM 22/23 (Tons) | FORECAST ACCUM 22/23 (Tons) | ACCUM 21/22 (Box 5 kg) | ACCUM 22/23 (Box 5 kg) | FORECAST ACCUM 22/23 (Box 5 kg) | VAR ACCUM vs FORECAST |
|-------|------|---------|--------------------|--------------------|-----------------------------|------------------------|------------------------|---------------------------------|-----------------------|
| Oct | 42 | 0 | 2 | 0 | 0 | 361 | 0 | 0 | 0% |
| Oct | 43 | 48 | 46 | 48 | 48 | 9,192 | 9,569 | 9,569 | 0% |
| Nov | 44 | 349 | 211 | 397 | 397 | 42,286 | 79,437 | 79,437 | 0% |
| Nov | 45 | 1,516 | 968 | 1,913 | 1,916 | 193,567 | 382,699 | 383,237 | 0% |
| Nov | 46 | 8,016 | 3,979 | 9,930 | 10,003 | 795,786 | 1,985,967 | 2,000,637 | -1% |
| Nov | 47 | 17,440 | 12,885 | 27,370 | 27,433 | 2,577,033 | 5,473,983 | 5,486,637 | 0% |
| Nov | 48 | 57,552 | 21,316 | 84,922 | 76,355 | 4,263,235 | 16,984,349 | 15,271,082 | 11% |
| Dec | 49 | 67,105 | 64,719 | 152,026 | 151,952 | 12,943,805 | 30,405,267 | 30,390,531 | 0% |
| Dec | 50 | 109,470 | 112,278 | 261,496 | 238,706 | 22,455,680 | 52,299,261 | 47,741,321 | 10% |
| Dec | 51 | 83,290 | 169,172 | 344,787 | 322,783 | 33,834,363 | 68,957,309 | 64,556,638 | 7% |
| Dec | 52 | 33,423 | 259,170 | 378,210 | 383,327 | 51,833,905 | 75,641,937 | 76,665,488 | -1% |
| Jan | 1 | 9,235 | 290,765 | 387,444 | 424,584 | 58,153,099 | 77,488,878 | 84,916,929 | -9% |
| Jan | 2 | 21,447 | 325,643 | 408,892 | 440,559 | 65,128,579 | 81,778,339 | 88,111,970 | -7% |
| Jan | 3 | 3,501 | 348,546 | 412,393 | 447,655 | 69,709,245 | 82,478,564 | 89,531,130 | -8% |
| Jan | 4 | 2,298 | 352,921 | 414,691 | 452,260 | 70,584,184 | 82,938,123 | 90,452,202 | -8% |
| Feb | 5 | 562 | 355,368 | 415,252 | 453,628 | 71,073,604 | 83,050,462 | 90,725,870 | -8% |
| Feb | 6 | 102 | 355,751 | 415,354 | 453,987 | 71,150,157 | 83,070,802 | 90,797,669 | -9% |

Source. SAG-ASOEX. Devised by **iQonsulting**

CHILEAN CHERRIES. WEEKLY DEPARTURES (TON)

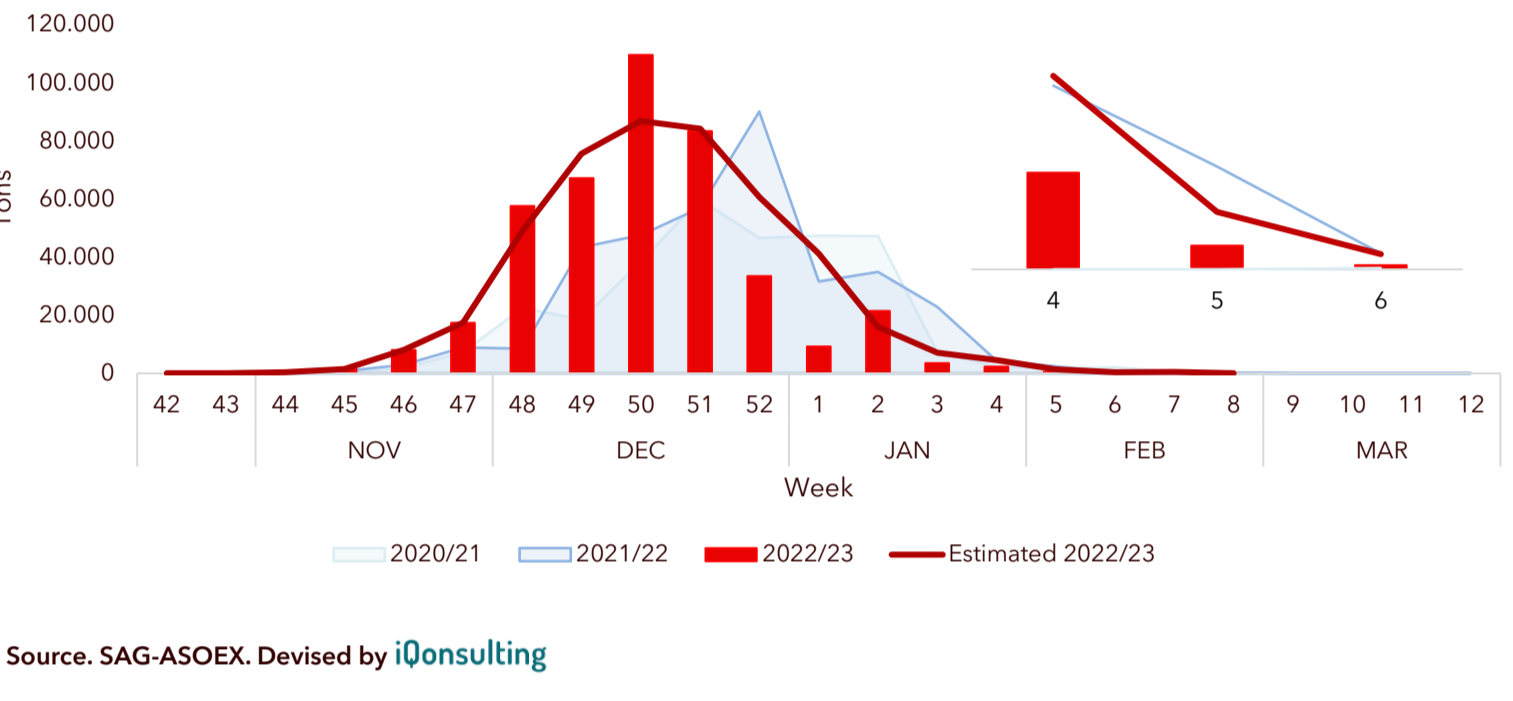
| WEEK | SEA FREIGHT | | | AIR | | | OVER LAND | | |
|--------------|----------------|----------------|-------------|---------------|---------------|-------------|--------------|--------------|-------------|
| | 2021/22 | 2022/23 | % VAR | 2021/22 | 2022/23 | % VAR | 2021/22 | 2022/23 | % VAR |
| 42 | | | | 2 | | -100% | | | |
| 43 | | | | 44 | 48 | 8% | | | |
| 44 | | | | 165 | 349 | 111% | | 1 | |
| 45 | | 59 | | 755 | 1,448 | 92% | 1 | 9 | 544% |
| 46 | 1,015 | 5,180 | 410% | 1,947 | 2,740 | 41% | 49 | 97 | 97% |
| 47 | 6,129 | 13,841 | 126% | 2,613 | 3,202 | 23% | 164 | 398 | 143% |
| 48 | 5,187 | 52,859 | 919% | 2,487 | 3,668 | 47% | 757 | 1,025 | 35% |
| 49 | 39,879 | 62,885 | 58% | 2,405 | 3,047 | 27% | 1,119 | 1,173 | 5% |
| 50 | 45,338 | 106,356 | 135% | 1,531 | 2,232 | 46% | 690 | 882 | 28% |
| 51 | 55,518 | 80,827 | 46% | 1,091 | 1,852 | 70% | 285 | 612 | 115% |
| 52 | 89,050 | 31,308 | -65% | 757 | 1,538 | 103% | 191 | 577 | 202% |
| 1 | 30,693 | 8,084 | -74% | 675 | 969 | 44% | 228 | 181 | -20% |
| 2 | 34,232 | 20,345 | -41% | 458 | 707 | 54% | 187 | 395 | 112% |
| 3 | 22,632 | 2,966 | -87% | 201 | 347 | 73% | 70 | 188 | 168% |
| 4 | 4,070 | 2,002 | -51% | 263 | 113 | -57% | 42 | 183 | 336% |
| 5 | 2,300 | 455 | -80% | 102 | 84 | -18% | 44 | 23 | -48% |
| 6 | 331 | 41 | -88% | 31 | 19 | -37% | 21 | 41 | 97% |
| TOTAL | 336,375 | 387,208 | ↑15% | 15,529 | 22,363 | ↑44% | 3,847 | 5,783 | ↑50% |



Source. SAG-ASOEX. Devised by **iQonsulting**

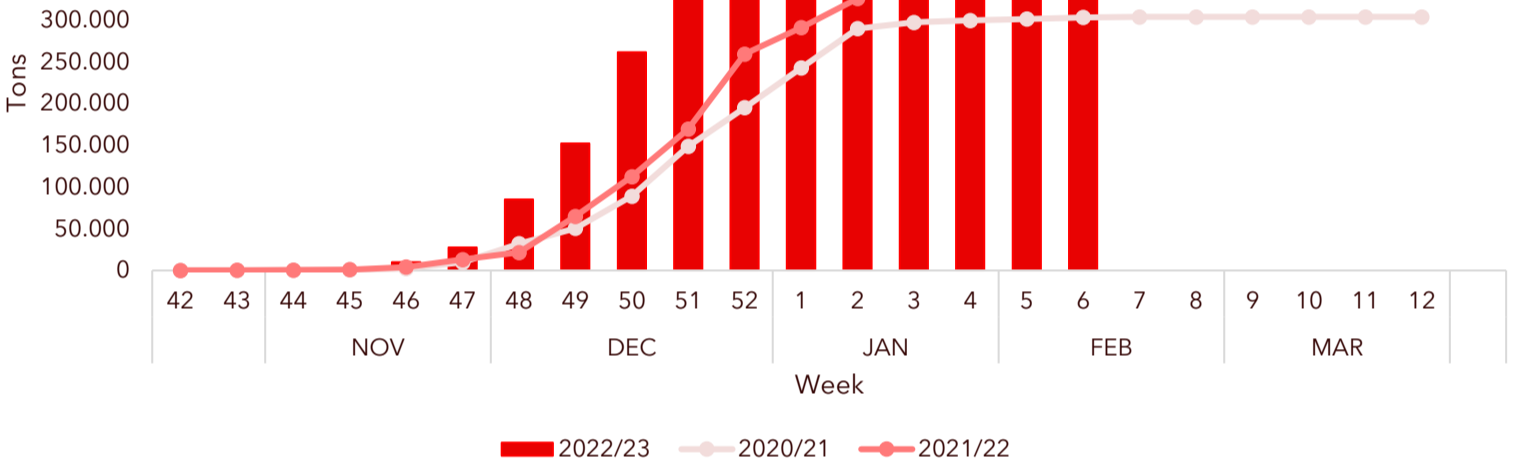
WEEKLY SHIPMENTS OF CHERRIES

Weekly Progress and Estimate



Source. SAG-ASOEX. Devised by **iQonsulting**

Accumulated weekly progress



Source. SAG-ASOEX. Devised by **iQonsulting**

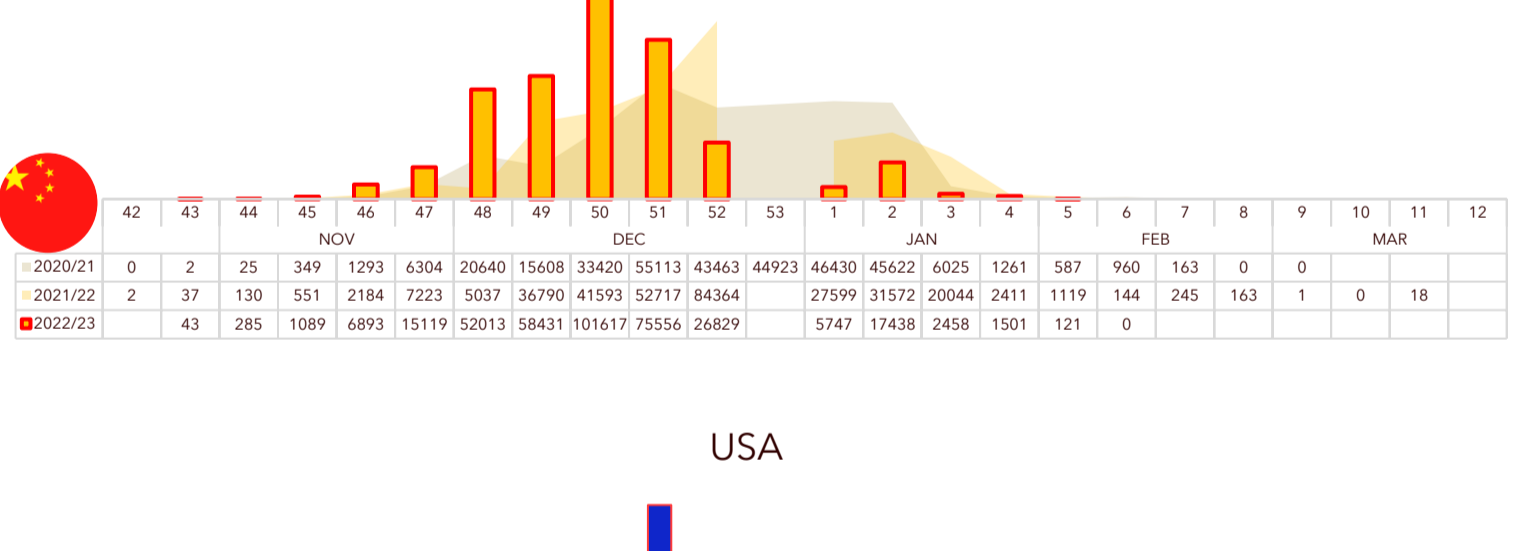
MAIN VARIETIES SHIPPED UP TO WEEK 6

| PLACE | VARIETIES | W.6 22/23 | ACCUM W.5 22/23 (Tons) | ACCUM W.5 22/23 (Box 5kg) | SHARE |
|-------|--------------|------------|------------------------|---------------------------|-------------|
| 1 | LAPINS | 16 | 148,937 | 29,787,373 | 36% |
| 2 | SANTINA | - | 110,768 | 22,153,694 | 27% |
| 3 | REGINA | 41 | 63,615 | 12,723,065 | 15% |
| 4 | BING | 2 | 25,784 | 5,156,742 | 6% |
| 5 | SWEET HEART | 33 | 18,863 | 3,772,589 | 5% |
| 6 | ROYAL DAWN | - | 13,365 | 2,673,017 | 3% |
| 7 | SKEENA | 6 | 10,317 | 2,063,344 | 2% |
| 8 | KORDIA | 1 | 9,887 | 1,977,460 | 2% |
| 9 | RAINIER | - | 3,429 | 685,896 | 1% |
| 10 | STELLA | - | 1,636 | 327,258 | 0% |
| | OTHERS | 3 | 8,752 | 1,750,363 | 2% |
| | TOTAL | 102 | 415,354 | 83,070,802 | 100% |

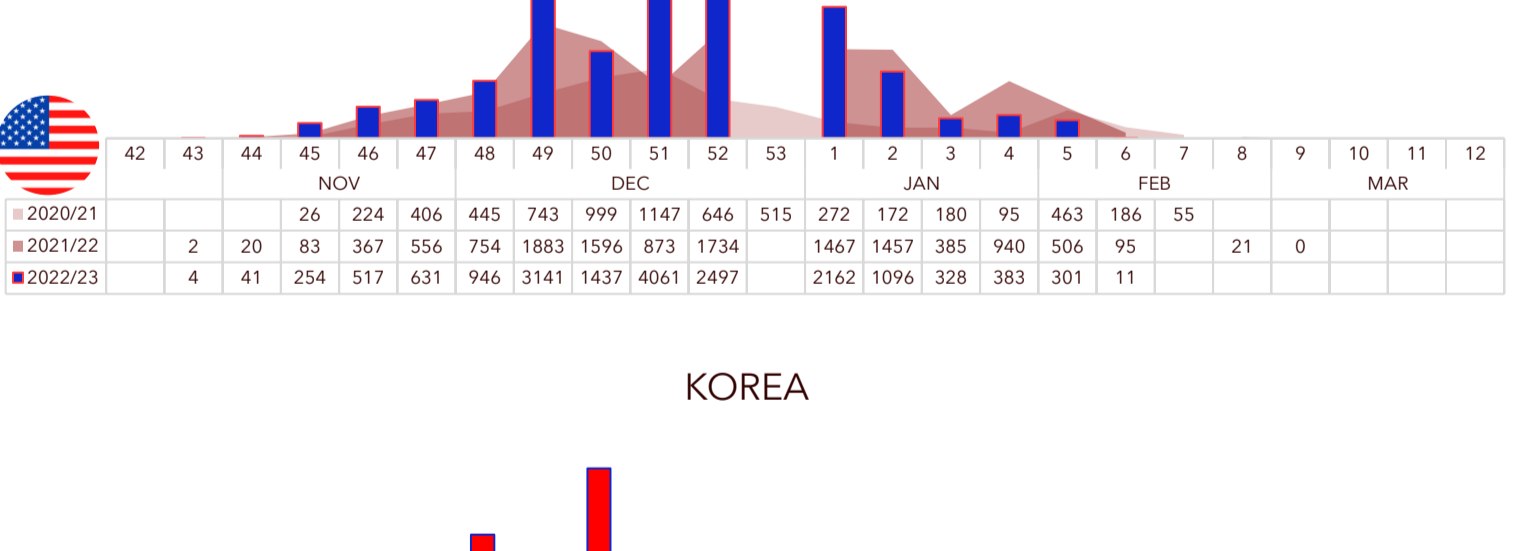
Source. SAG-ASOEX. Devised by **iQonsulting**

WEEKLY SHIPMENTS PER MARKET

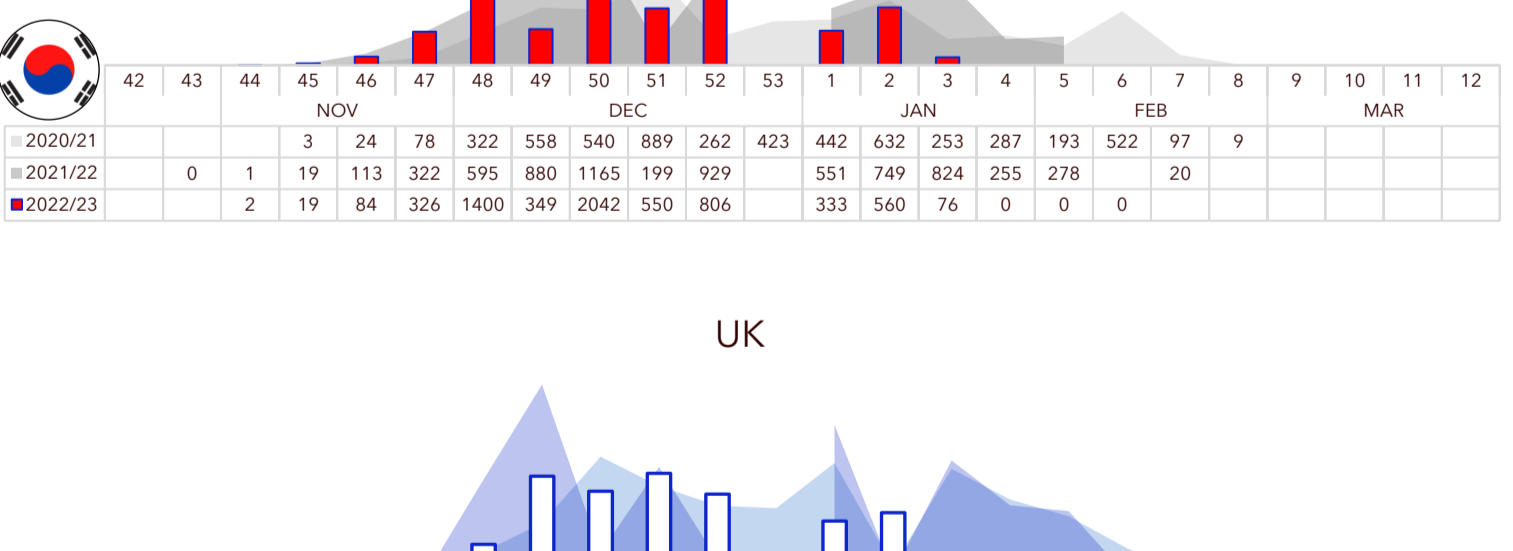
CHINA HK



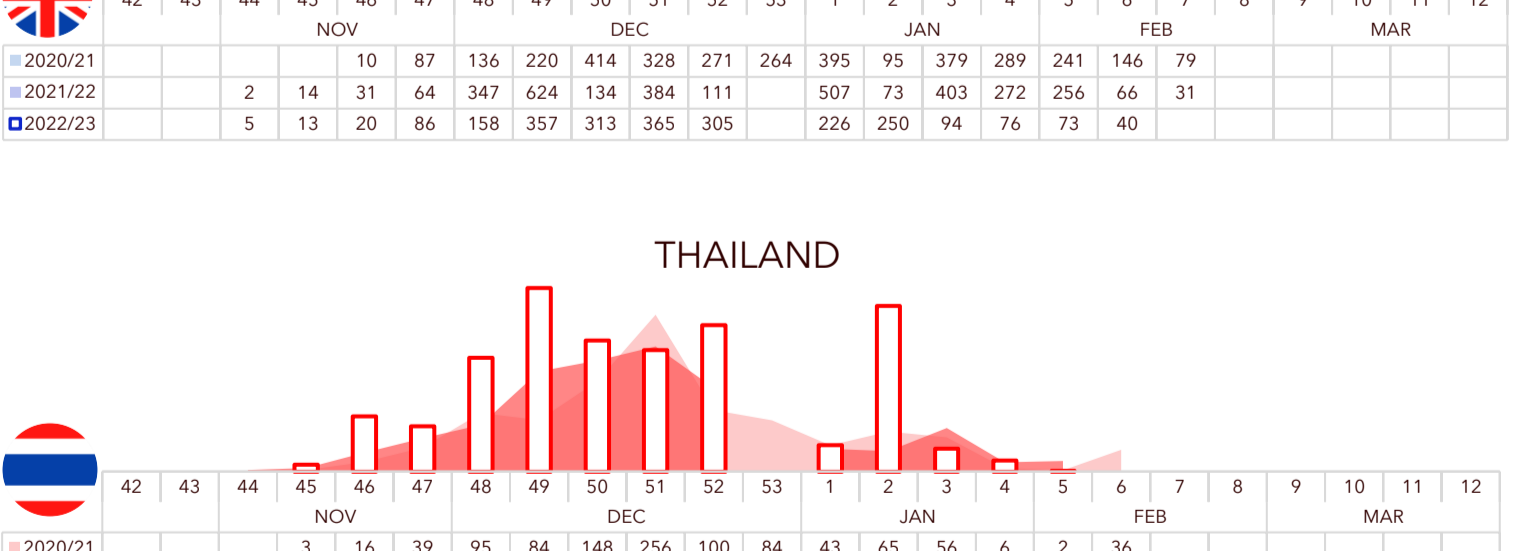
USA



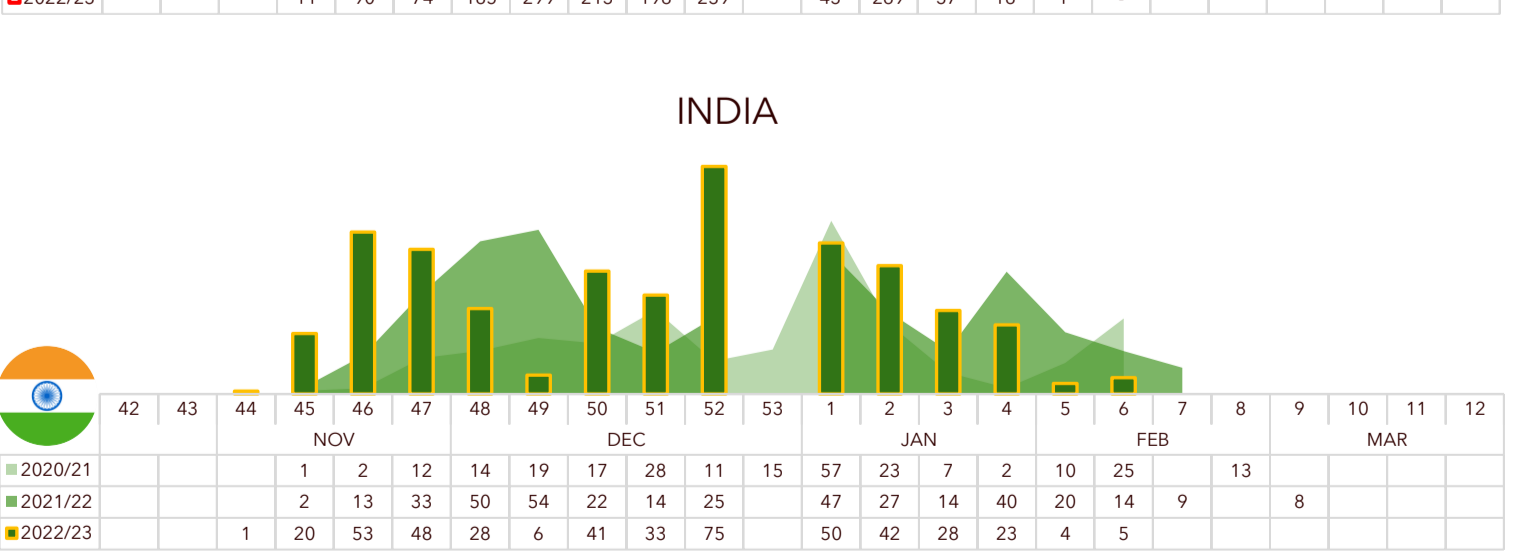
KOREA



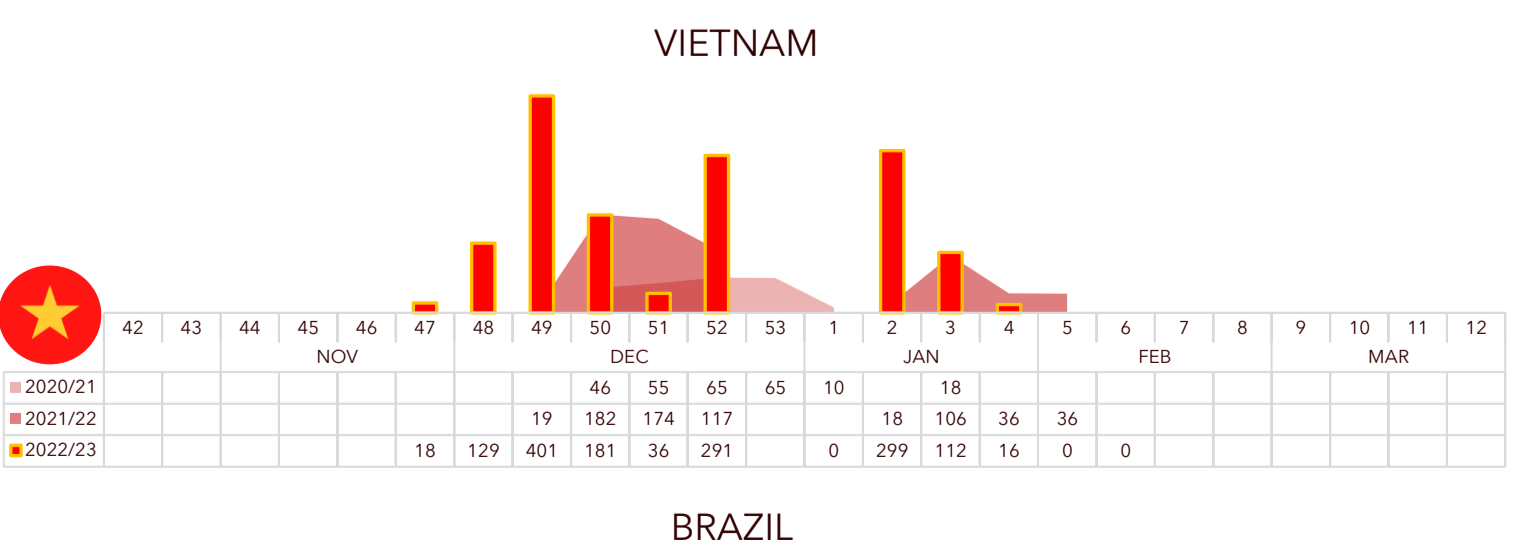
UK



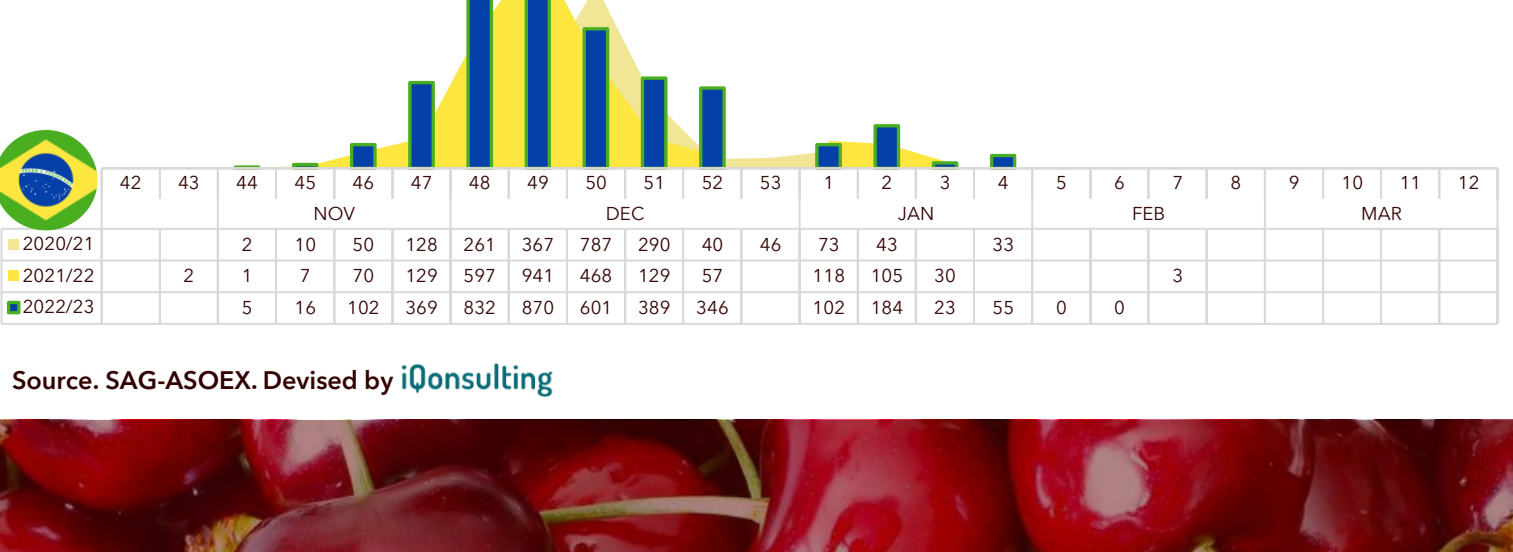
THAILAND



INDIA



VIETNAM



BRAZIL



Source. SAG-ASOEX. Devised by **iQonsulting**