

CHILEAN CHERRIES COMMITTEE CROP & EXPORTS REPORT

WEEK 5 (Jan 30th - Feb 5th 2023). EDITED WEEK 6

Powered by **iQonsulting**

DESTINATION MARKETS EXPORTS UP TO WEEK 5

| MARKET | W.5 22/23 | | | ACCUM W.5 21/22 | | | ACCUM W.5 22/23 | | | VAR ACCUM W.5 |
|--------------|------------|----------------|-------------|-----------------|-------------------|-------------|-----------------|-------------------|-------------|---------------|
| | TONS | BOX 5KG | SHARE | TONS | BOX 5KG | SHARE | TONS | BOX 5KG | SHARE | |
| USA | 301 | 60,122 | 54% | 12,625 | 2,524,905 | 4% | 17,797 | 3,559,459 | 4% | 41% |
| EUROPE | 92 | 18,446 | 16% | 6,124 | 1,224,781 | 2% | 4,551 | 910,216 | 1% | -26% |
| CHINA HK | 121 | 24,271 | 22% | 313,372 | 62,674,336 | 88% | 365,140 | 73,028,079 | 88% | 17% |
| OTHERS ASIA | 11 | 2,298 | 2% | 15,363 | 3,072,635 | 4% | 17,286 | 3,457,122 | 4% | 13% |
| LATINAMERICA | 28 | 5,642 | 5% | 6,428 | 1,285,560 | 2% | 8,417 | 1,683,481 | 2% | 31% |
| OTHERS | 8 | 1,560 | 1% | 1,457 | 291,387 | 0% | 2,061 | 412,105 | 0% | 41% |
| TOTAL | 562 | 112,339 | 100% | 355,368 | 71,073,604 | 100% | 415,252 | 83,050,462 | 100% | 17% |

WEEKLY UPDATE WEEK 5


| MONTH | WEEK | 22/23 | ACCUM 21/22 (Tons) | ACCUM 22/23 (Tons) | FORECAST ACCUM 22/23 (Tons) | ACCUM 21/22 (Box 5 kg) | ACCUM 22/23 (Box 5 kg) | FORECAST ACCUM 22/23 (Box 5 kg) | VAR ACCUM vs FORECAST |
|-------|------|---------|--------------------|--------------------|-----------------------------|------------------------|------------------------|---------------------------------|-----------------------|
| Oct | 42 | 0 | 2 | 0 | 0 | 361 | 0 | 0 | 0% |
| Oct | 43 | 48 | 46 | 48 | 48 | 9,192 | 9,569 | 9,569 | 0% |
| Nov | 44 | 349 | 211 | 397 | 397 | 42,286 | 79,437 | 79,437 | 0% |
| Nov | 45 | 1,516 | 968 | 1,913 | 1,916 | 193,567 | 382,699 | 383,237 | 0% |
| Nov | 46 | 8,016 | 3,979 | 9,930 | 10,003 | 795,786 | 1,985,967 | 2,000,637 | -1% |
| Nov | 47 | 17,440 | 12,885 | 27,370 | 27,433 | 2,577,033 | 5,473,983 | 5,486,637 | 0% |
| Nov | 48 | 57,552 | 21,316 | 84,922 | 76,355 | 4,263,235 | 16,984,349 | 15,271,082 | 11% |
| Dec | 49 | 67,105 | 64,719 | 152,026 | 151,952 | 12,943,805 | 30,405,267 | 30,390,531 | 0% |
| Dec | 50 | 109,470 | 112,278 | 261,496 | 238,706 | 22,455,680 | 52,299,261 | 47,741,321 | 10% |
| Dec | 51 | 83,290 | 169,172 | 344,787 | 322,783 | 33,834,363 | 68,957,309 | 64,556,638 | 7% |
| Dec | 52 | 33,423 | 259,170 | 378,210 | 383,327 | 51,833,905 | 75,641,937 | 76,665,488 | -1% |
| Jan | 1 | 9,235 | 290,765 | 387,444 | 424,584 | 58,153,099 | 77,488,838 | 84,916,920 | -9% |
| Jan | 2 | 21,447 | 325,643 | 408,892 | 440,559 | 65,128,579 | 81,778,339 | 88,111,979 | -7% |
| Jan | 3 | 3,501 | 348,546 | 412,393 | 447,655 | 69,709,245 | 82,478,564 | 89,531,130 | -8% |
| Jan | 4 | 2,298 | 352,921 | 414,691 | 452,260 | 70,584,184 | 82,938,123 | 90,452,202 | -8% |
| Feb | 5 | 562 | 355,368 | 415,252 | 453,628 | 71,073,604 | 83,050,462 | 90,725,870 | -8% |

Source: SAG-ASOEX. Devised by **iQonsulting**

CHILEAN CHERRIES. WEEKLY DEPARTURES (TON)

| WEEK | SEA FREIGHT | | | AIR | | | OVER LAND | | |
|--------------|----------------|----------------|--------------|---------------|---------------|--------------|--------------|--------------|--------------|
| | 2021/22 | 2022/23 | % VAR | 2021/22 | 2022/23 | % VAR | 2021/22 | 2022/23 | % VAR |
| 42 | | | | 2 | | -100% | | | |
| 43 | | | | 44 | 48 | 8% | | | |
| 44 | | | | 165 | 349 | 111% | | 1 | |
| 45 | | 59 | | 755 | 1,448 | 92% | 1 | 9 | 544% |
| 46 | 1,015 | 5,180 | 410% | 1,947 | 2,740 | 41% | 49 | 97 | 97% |
| 47 | 6,129 | 13,841 | 126% | 2,613 | 3,202 | 23% | 164 | 398 | 143% |
| 48 | 5,187 | 52,859 | 919% | 2,487 | 3,668 | 47% | 757 | 1,025 | 35% |
| 49 | 39,879 | 62,885 | 58% | 2,405 | 3,047 | 27% | 1,119 | 1,173 | 5% |
| 50 | 45,338 | 106,356 | 135% | 1,531 | 2,232 | 46% | 690 | 882 | 28% |
| 51 | 55,518 | 80,827 | 46% | 1,091 | 1,852 | 70% | 285 | 612 | 115% |
| 52 | 89,050 | 31,308 | -65% | 757 | 1,538 | 103% | 191 | 577 | 202% |
| 1 | 30,693 | 8,084 | -74% | 675 | 969 | 44% | 228 | 181 | -20% |
| 2 | 34,232 | 20,345 | -41% | 458 | 707 | 54% | 187 | 395 | 112% |
| 3 | 22,632 | 2,966 | -87% | 201 | 347 | 73% | 70 | 188 | 168% |
| 4 | 4,070 | 2,002 | -51% | 263 | 113 | -57% | 42 | 183 | 336% |
| 5 | 2,300 | 455 | -80% | 102 | 84 | -18% | 44 | 23 | -48% |
| TOTAL | 336,044 | 387,167 | ↑ 15% | 15,498 | 22,344 | ↑ 44% | 3,826 | 5,742 | ↑ 50% |

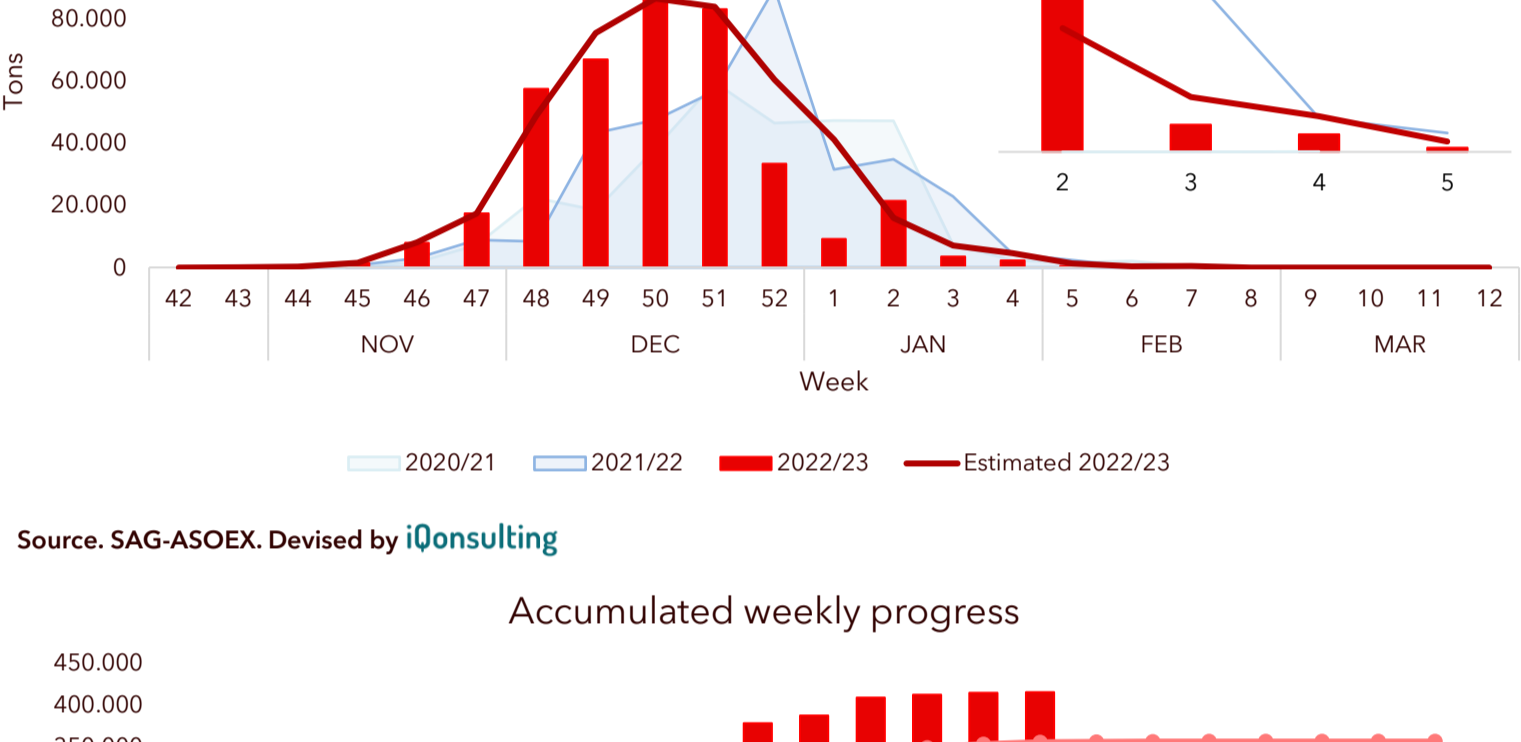
TOP 3 Destination Countries up to week 5



Source: SAG-ASOEX. Devised by **iQonsulting**

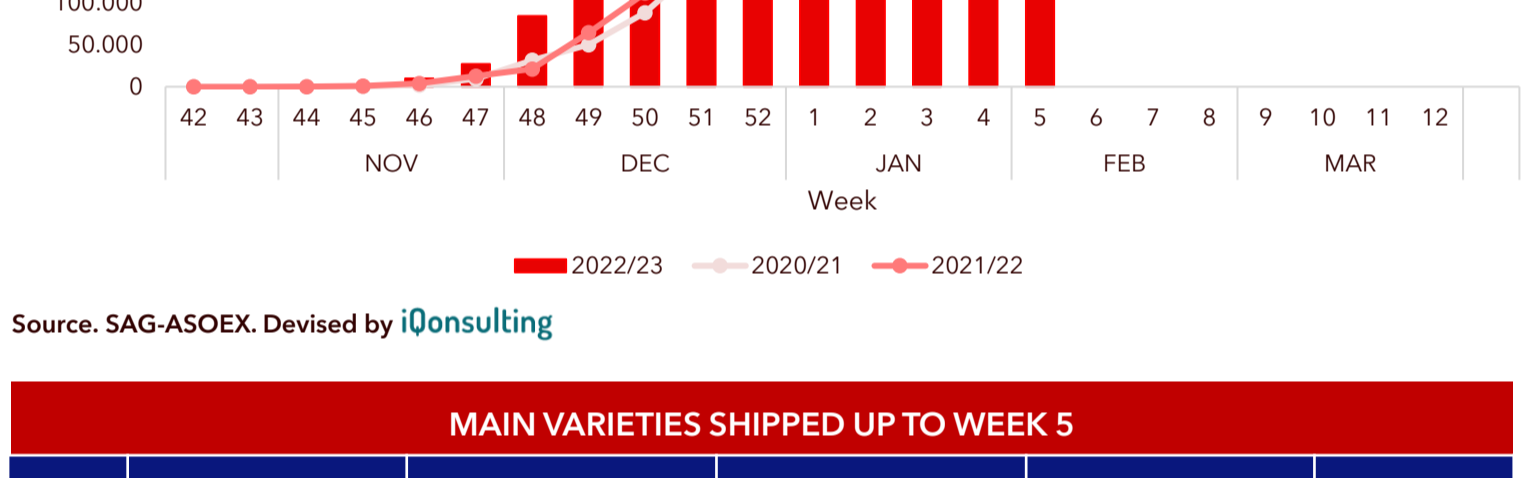
WEEKLY SHIPMENTS OF CHERRIES

Weekly Progress and Estimate



Source: SAG-ASOEX. Devised by **iQonsulting**

Accumulated weekly progress



Source: SAG-ASOEX. Devised by **iQonsulting**

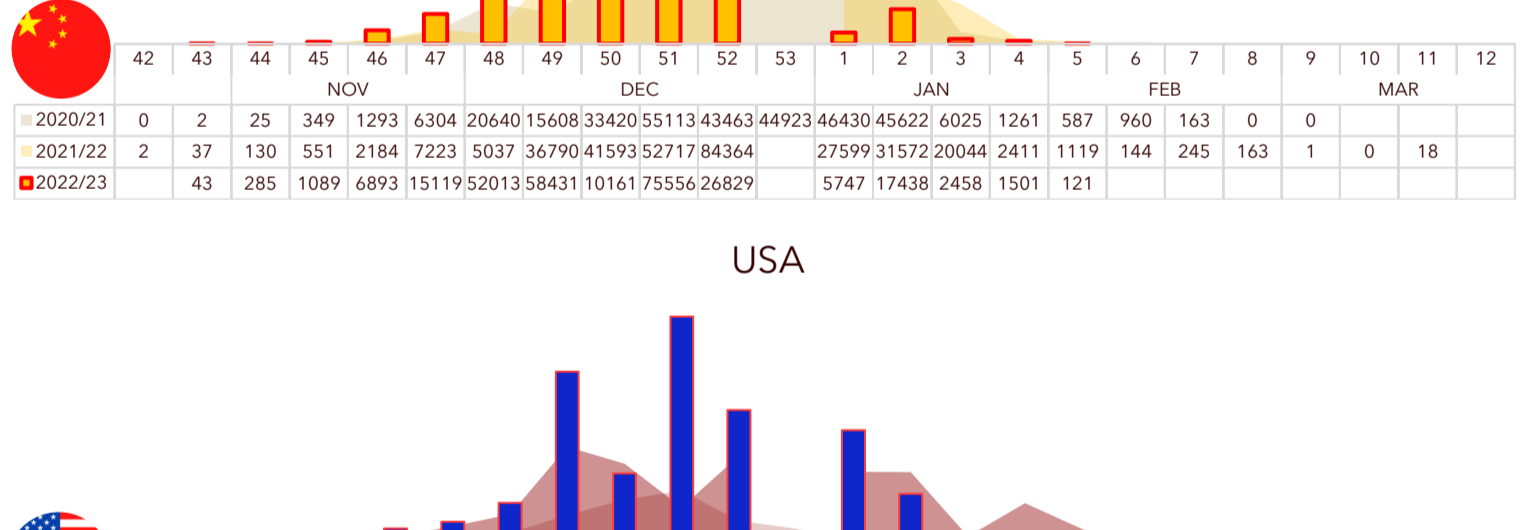
MAIN VARIETIES SHIPPED UP TO WEEK 5

| PLACE | VARIETIES | W.5 22/23 | ACCUM W.5 22/23 (Tons) | ACCUM W.5 22/23 (Box 5kg) | SHARE |
|--------------|-------------|------------|------------------------|---------------------------|-------------|
| 1 | LAPINS | 23 | 148,921 | 29,784,187 | 36% |
| 2 | SANTINA | 1 | 110,768 | 22,153,694 | 27% |
| 3 | REGINA | 391 | 63,574 | 12,714,795 | 15% |
| 4 | BING | 1 | 25,782 | 5,156,416 | 6% |
| 5 | SWEET HEART | 57 | 18,829 | 3,765,898 | 5% |
| 6 | ROYAL DAWN | - | 13,365 | 2,673,017 | 3% |
| 7 | SKEENA | 42 | 10,311 | 2,062,102 | 2% |
| 8 | KORDIA | 46 | 9,887 | 1,977,324 | 2% |
| 9 | RAINIER | 0 | 3,429 | 685,896 | 1% |
| 10 | STELLA | - | 1,636 | 327,258 | 0% |
| | OTHERS | 1 | 8,749 | 1,749,874 | 2% |
| TOTAL | | 562 | 415,252 | 83,050,462 | 100% |

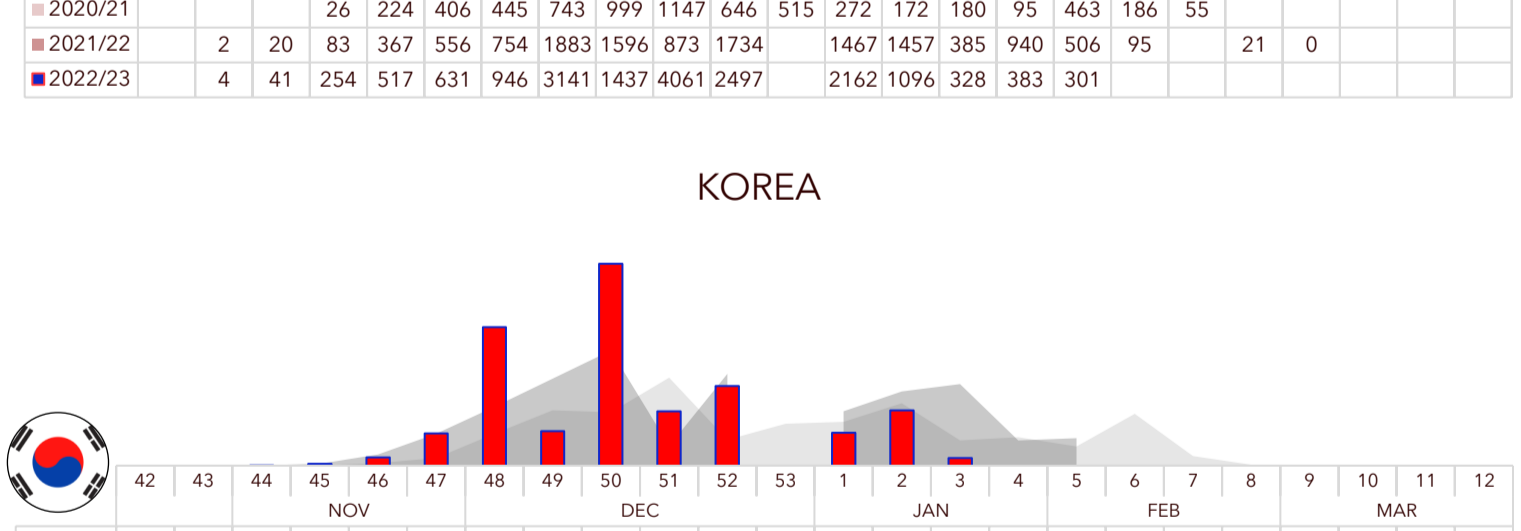
Source: SAG-ASOEX. Devised by **iQonsulting**

WEEKLY SHIPMENTS PER MARKET

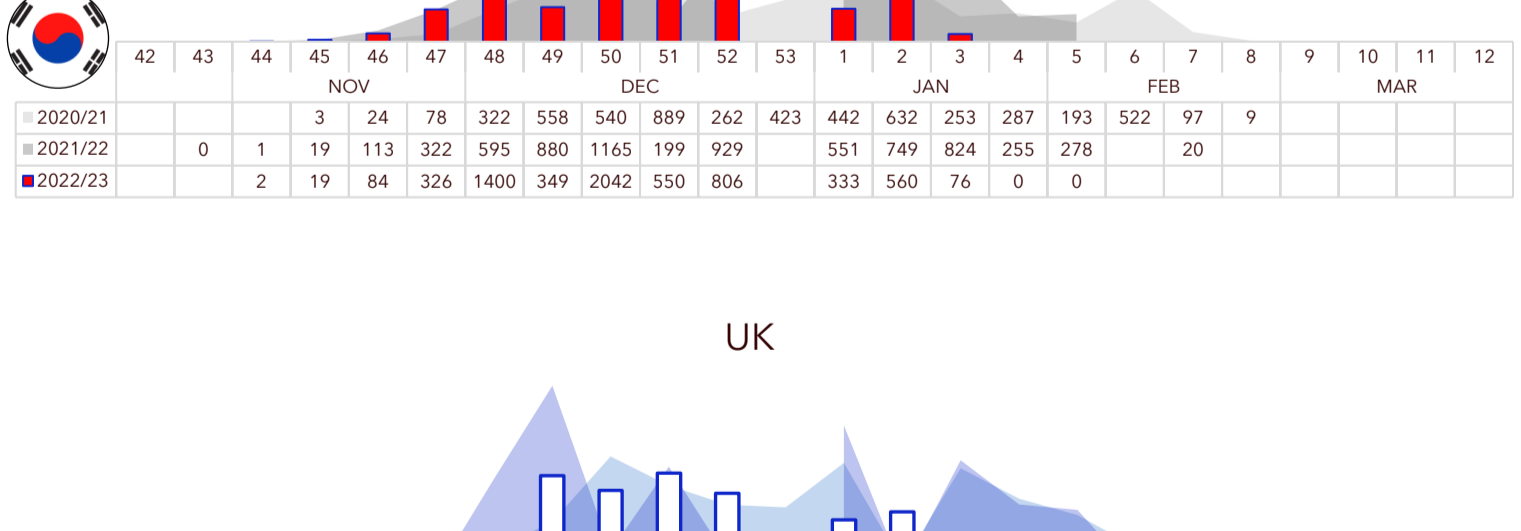
CHINA HK



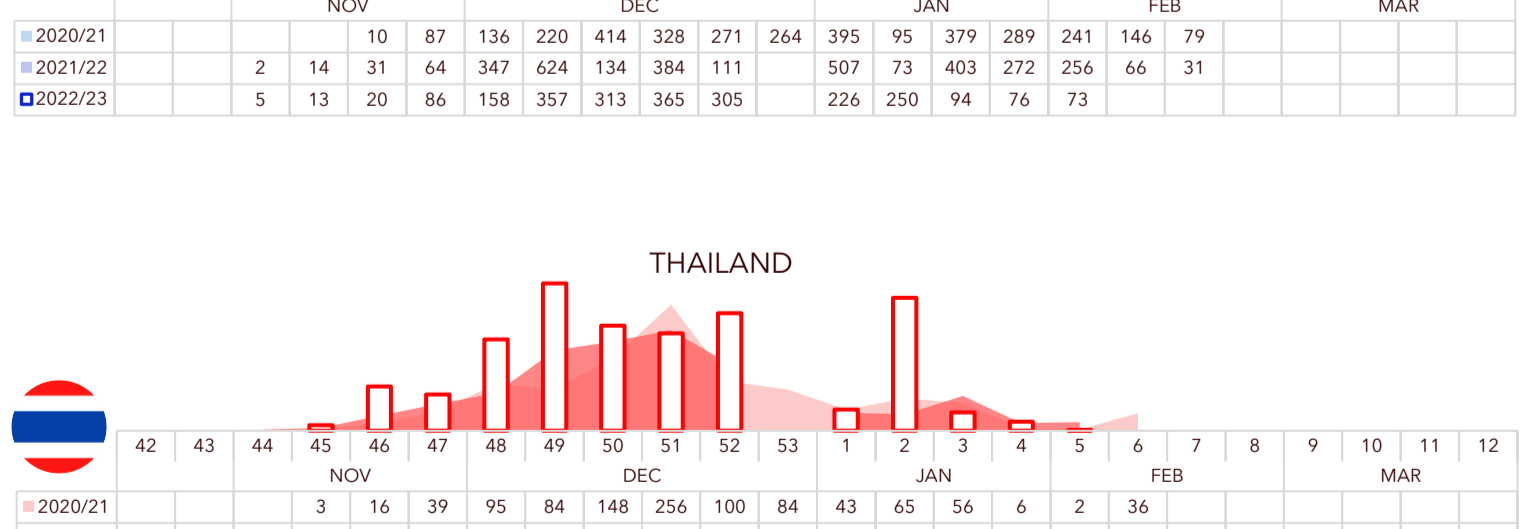
USA



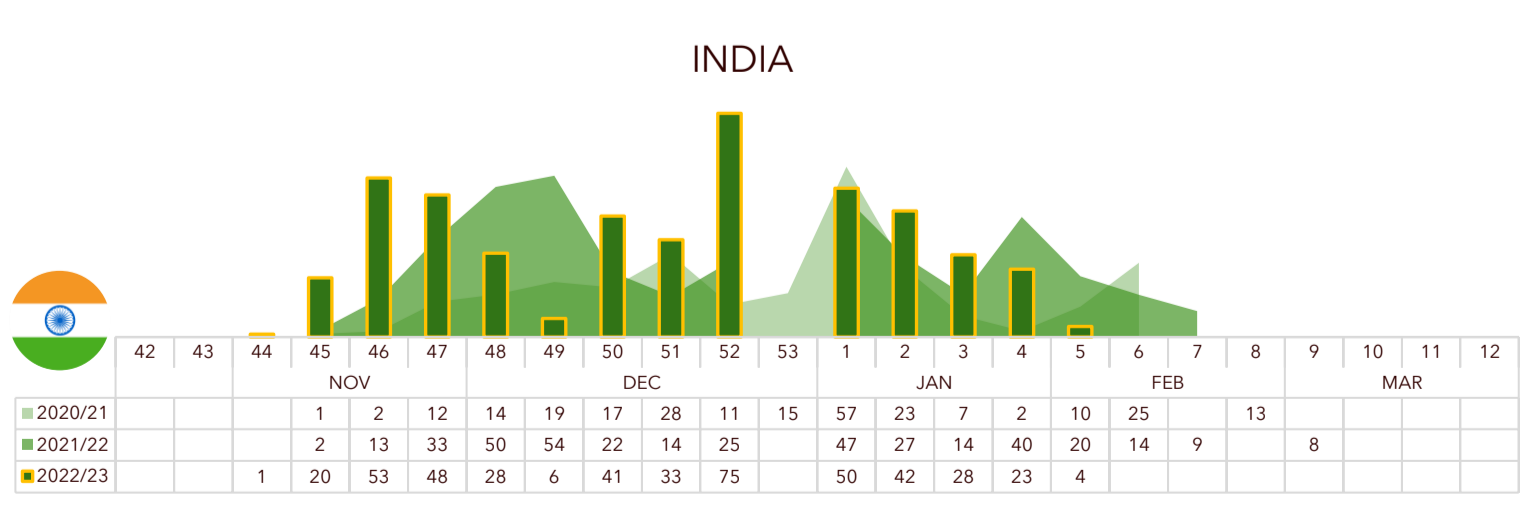
KOREA



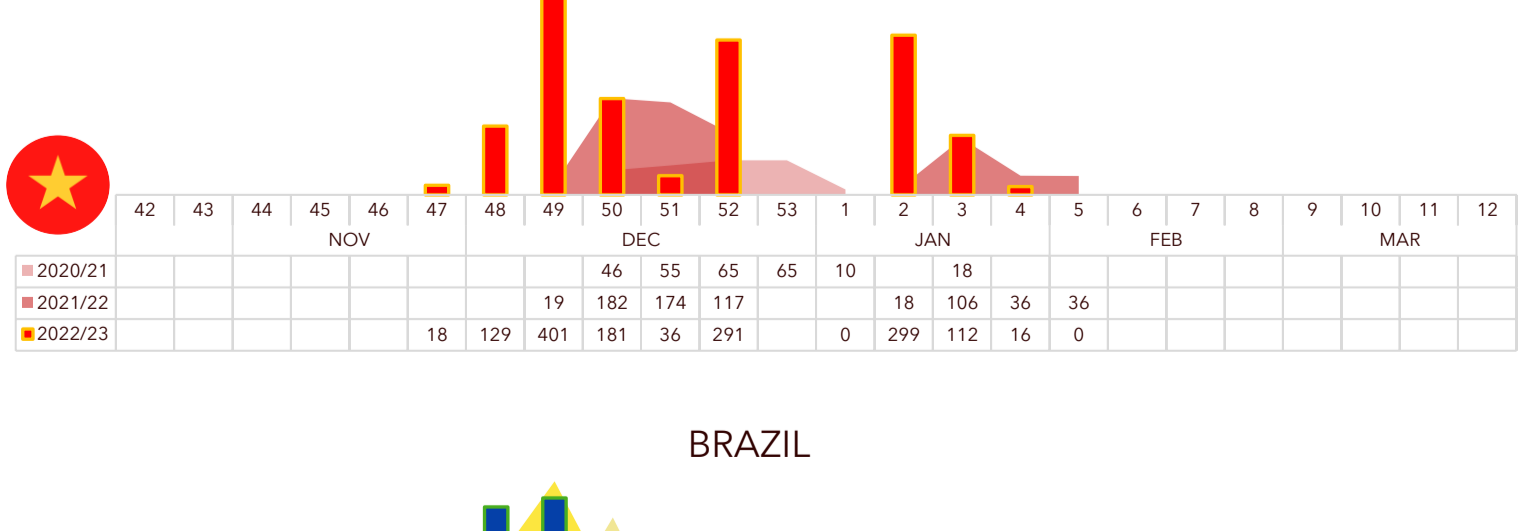
UK



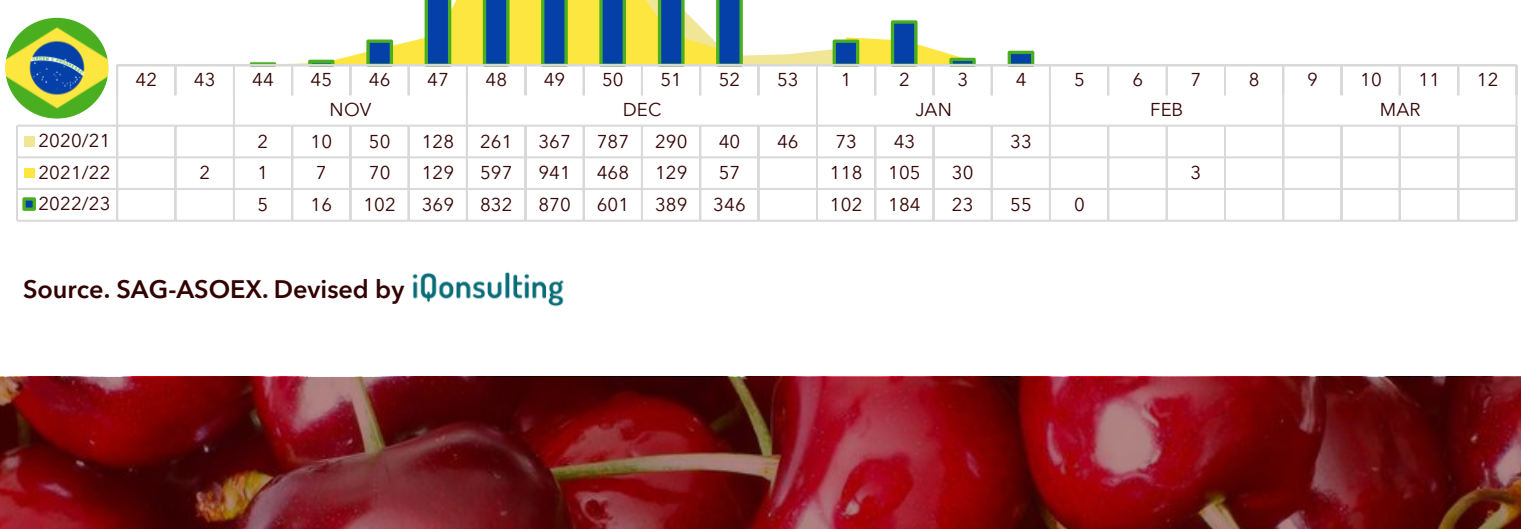
THAILAND



INDIA



VIETNAM



BRAZIL

Source: SAG-ASOEX. Devised by **iQonsulting**