

CHILEAN CHERRIES COMMITTEE CROP & EXPORTS REPORT

WEEK 4 (Jan 23th - Jan 29th 2023), EDITED WEEK 5

Powered by **iQonsulting**

DESTINATION MARKETS EXPORTS UP TO WEEK 4

MARKET	W.4 22/23			ACCUM W.4 21/22			ACCUM W.4 22/23			VAR ACCUM W.4
	TONS	BOX 5KG	SHARE	TONS	BOX 5KG	SHARE	TONS	BOX 5KG	SHARE	
USA	385	76,962	17%	12,118	2,423,653	3%	17,750	3,549,977	4%	46%
EUROPE	103	20,584	4%	5,795	1,159,021	2%	4,459	891,770	1%	-23%
CHINA HK	1,501	300,168	65%	312,253	62,450,597	88%	365,179	73,035,897	88%	17%
OTHERS ASIA	58	11,655	3%	14,946	2,989,138	4%	17,366	3,473,212	4%	16%
LATINAMERICA	207	41,406	9%	6,354	1,270,862	2%	8,389	1,677,839	2%	32%
OTHERS	46	9,218	2%	1,455	290,913	0%	2,063	412,529	0%	42%
TOTAL	2,300	459,993		352,921	70,584,184		415,206	83,041,223		

WEEKLY UPDATE WEEK 4

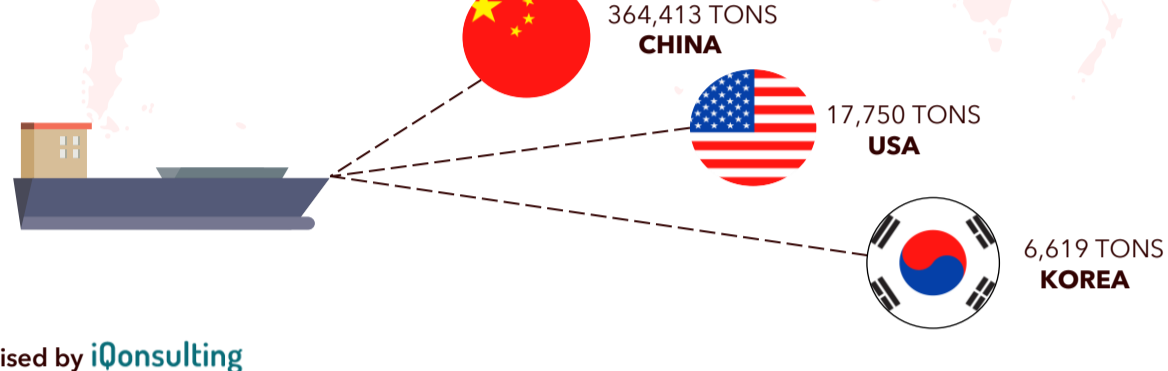
MONTH	WEEK	22/23	ACCUM 21/22 (Tons)	ACCUM 22/23 (Tons)	FORECAST ACCUM 22/23 (Tons)	ACCUM 21/22 (Box 5 kg)	ACCUM 22/23 (Box 5 kg)	FORECAST ACCUM 22/23 (Box 5 kg)	VAR ACCUM vs FORECAST
Oct	42	0	2	0	0	361	0	0	0%
Oct	43	48	46	48	48	9,192	9,569	9,569	0%
Nov	44	349	211	397	397	42,286	79,437	79,437	0%
Nov	45	1,516	968	1,913	1,916	193,567	382,699	383,237	0%
Nov	46	8,016	3,979	9,930	10,003	795,786	1,985,967	2,000,637	-1%
Nov	47	17,440	12,885	27,370	27,433	2,577,033	5,473,983	5,486,637	0%
Nov	48	57,636	21,316	85,005	76,355	4,263,235	17,001,089	15,271,082	11%
Dec	49	67,238	64,719	152,244	151,952	12,943,805	30,448,787	30,390,531	0%
Dec	50	109,609	112,278	261,853	238,706	22,455,680	52,370,672	47,741,321	10%
Dec	51	83,355	169,172	345,208	322,783	33,834,363	69,041,642	64,556,638	7%
Dec	52	33,423	259,170	378,631	383,327	51,833,905	75,726,270	76,665,488	-1%
Jan	1	9,383	290,765	388,014	424,584	58,153,099	77,602,801	84,916,920	-9%
Jan	2	21,409	325,643	409,423	440,559	65,128,579	81,884,582	88,111,979	-7%
Jan	3	3,483	348,546	412,906	447,655	69,709,245	82,581,230	89,531,130	-8%
Jan	4	2,300	352,921	415,206	452,260	70,584,184	83,041,223	90,452,202	-8%

Source: SAG-ASOEX. Devised by **iQonsulting**

CHILEAN CHERRIES. WEEKLY DEPARTURES (TON)

WEEK	SEA FREIGHT			AIR			OVER LAND		
	2021/22	2022/23	% VAR	2021/22	2022/23	% VAR	2021/22	2022/23	% VAR
42				2		-100%			
43				44	48	8%			
44				165	349	111%		1	
45		59		755	1,448	92%	1	1	544%
46	1,015	5,180	410%	1,947	2,740	41%	49	97	97%
47	6,129	13,841	126%	2,613	3,202	23%	164	398	143%
48	5,187	52,942	921%	2,487	3,668	47%	757	1,025	35%
49	39,879	63,019	58%	2,405	3,047	27%	1,119	1,173	5%
50	45,338	106,496	135%	1,531	2,232	46%	690	882	28%
51	55,518	80,892	46%	1,091	1,851	70%	285	612	115%
52	89,050	31,308	-65%	757	1,538	103%	191	577	202%
1	30,693	8,232	-73%	675	969	44%	228	181	-20%
2	34,232	20,306	-41%	458	707	54%	187	395	112%
3	22,632	2,948	-87%	201	347	73%	70	188	168%
4	4,070	2,004	-51%	263	113	-57%	42	183	336%
TOTAL	333,743	387,228	↑ 16%	15,396	22,259	↑ 45%	3,782	5,719	↑ 51%

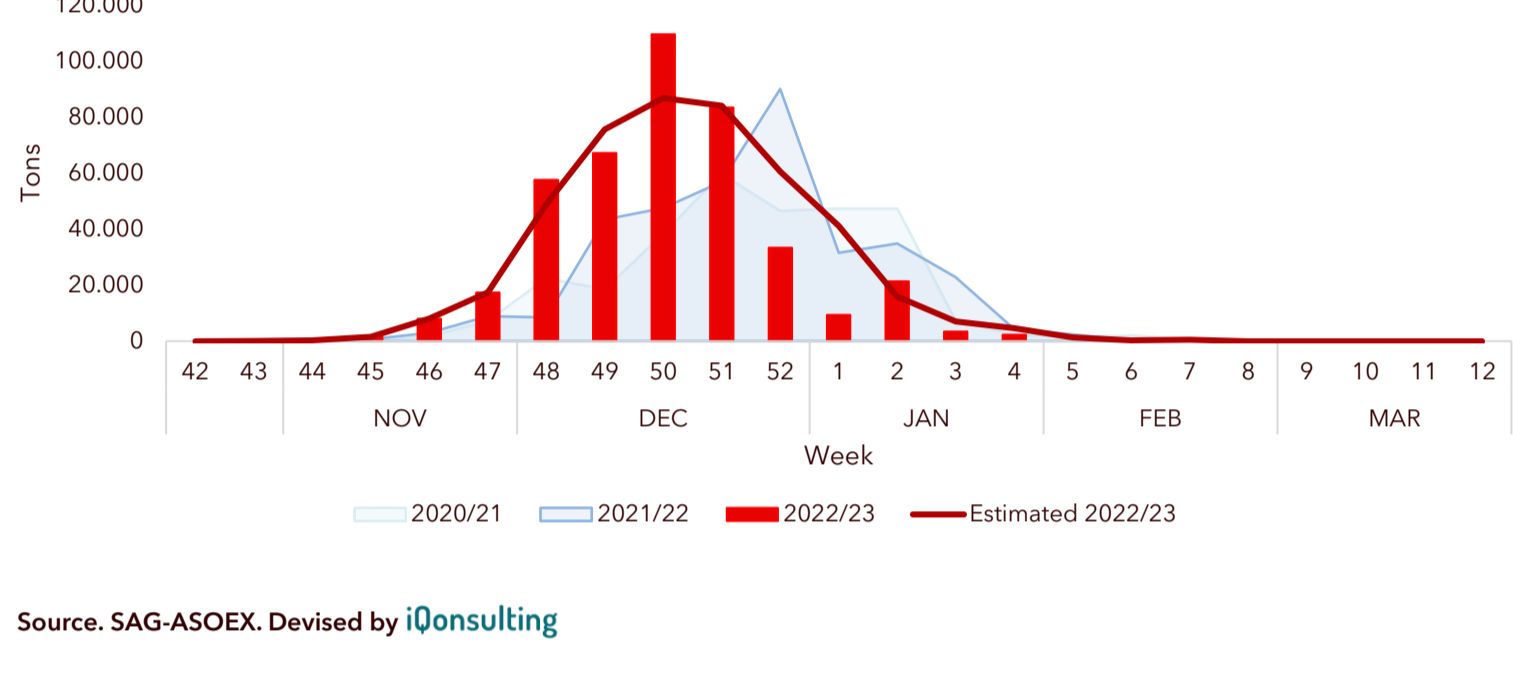
TOP 3 Destination Countries up to week 4



Source: SAG-ASOEX. Devised by **iQonsulting**

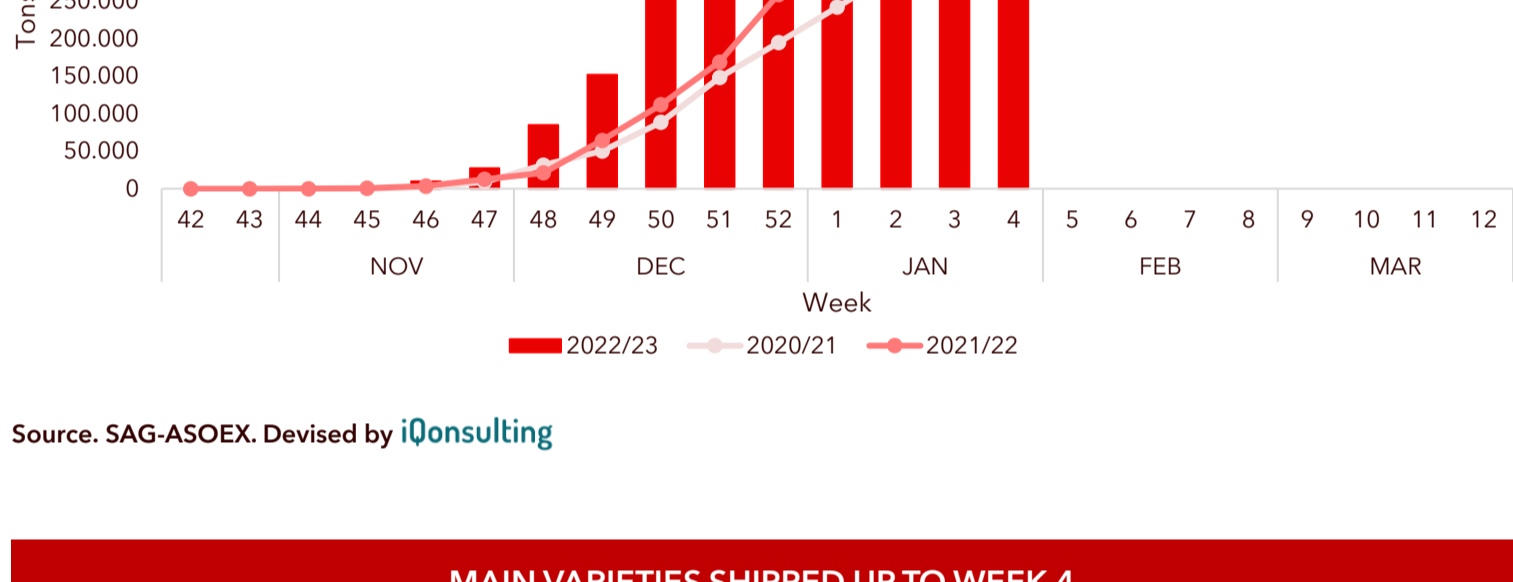
WEEKLY SHIPMENTS OF CHERRIES

Weekly Progress and Estimate



Source: SAG-ASOEX. Devised by **iQonsulting**

Accumulated weekly progress



Source: SAG-ASOEX. Devised by **iQonsulting**

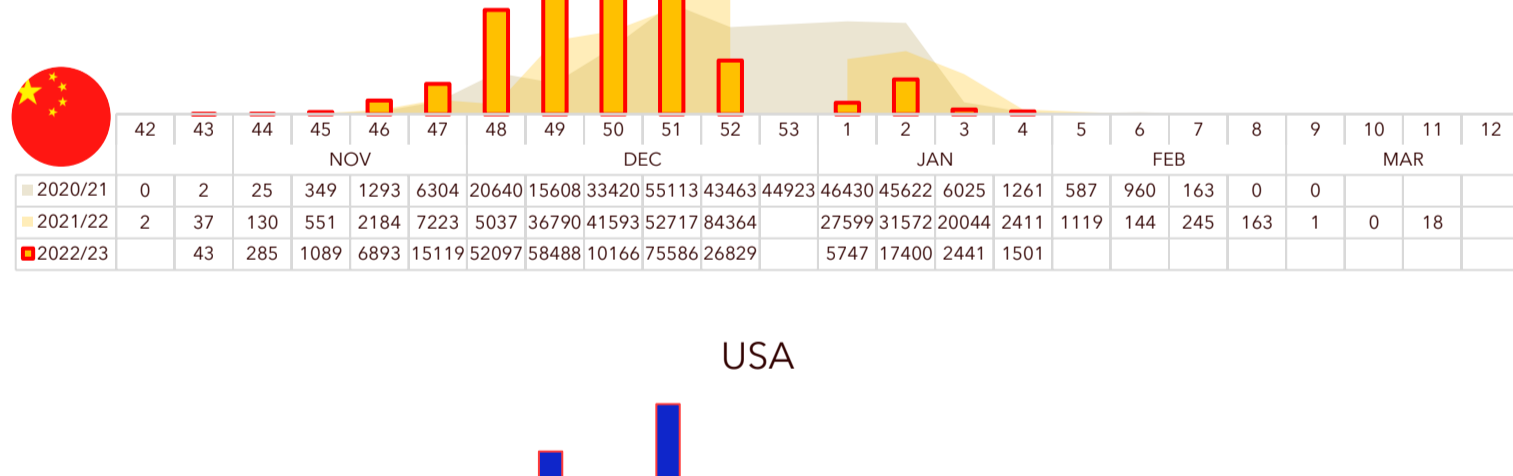
MAIN VARIETIES SHIPPED UP TO WEEK 4

PLACE	VARIETIES	W.4 22/23	ACCUM W.4 22/23 (Tons)	ACCUM W.4 22/23 (Box 5kg)	SHARE
1	LAPINS	113	149,130	29,826,028	36%
2	SANTINA	9	110,901	22,180,227	27%
3	REGINA	1,747	63,320	12,663,959	15%
4	BING	27	25,749	5,149,712	6%
5	SWEET HEART	91	18,817	3,763,340	5%
6	ROYAL DAWN	-	13,369	2,673,704	3%
7	SKEENA	92	10,280	2,055,902	2%
8	KORDIA	197	9,844	1,968,764	2%
9	RAINIER	-	3,430	686,007	1%
10	STELLA	-	1,637	327,319	0%
	OTHERS	24	8,731	1,746,261	2%
	TOTAL	2,300	415,206	83,041,223	100%

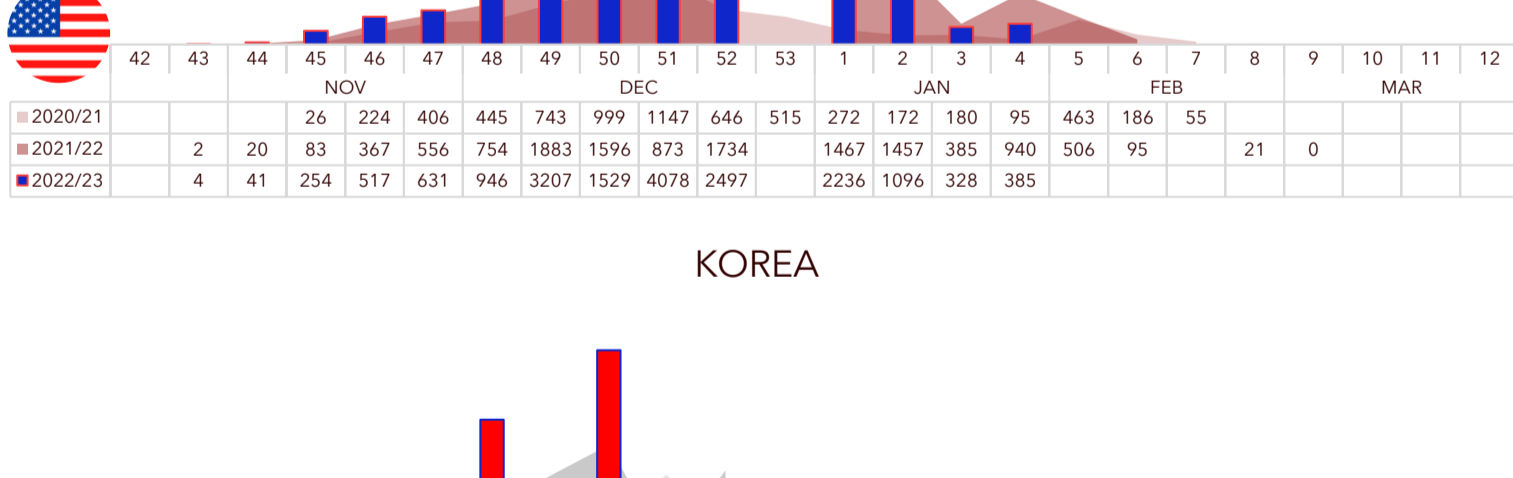
Source: SAG-ASOEX. Devised by **iQonsulting**

WEEKLY SHIPMENTS PER MARKET

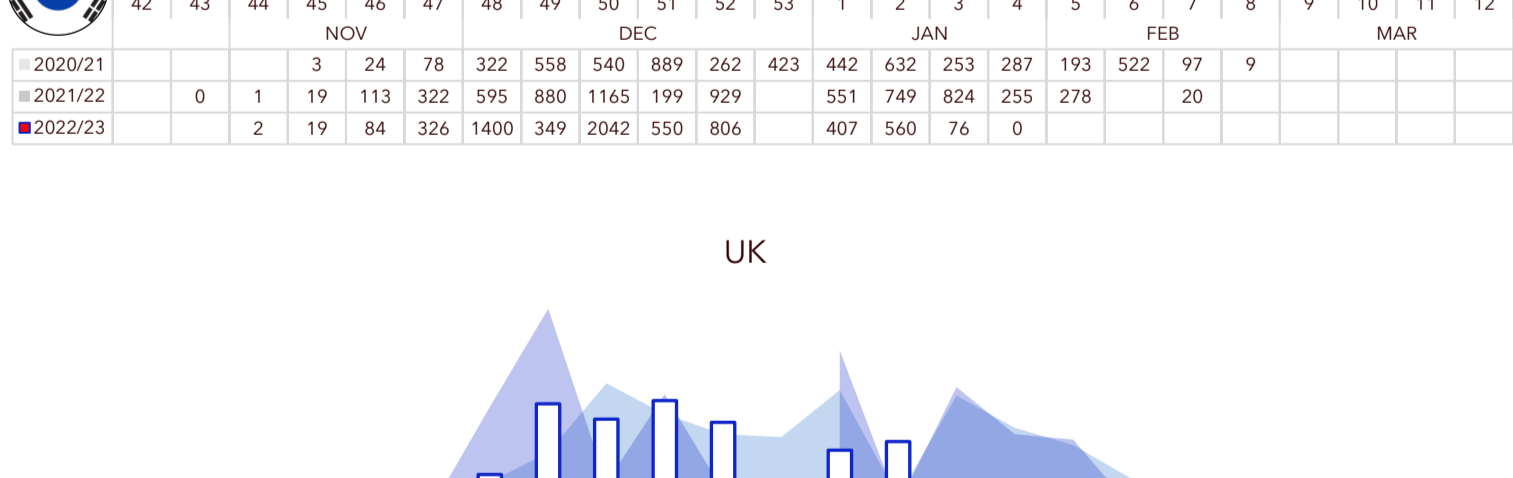
CHINA HK



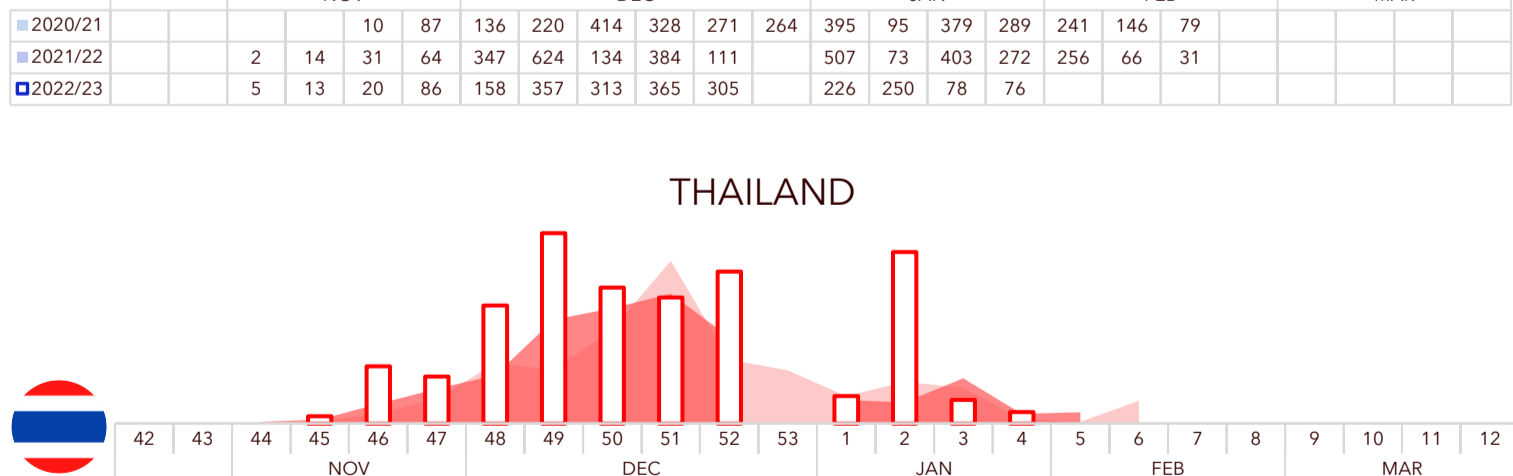
USA



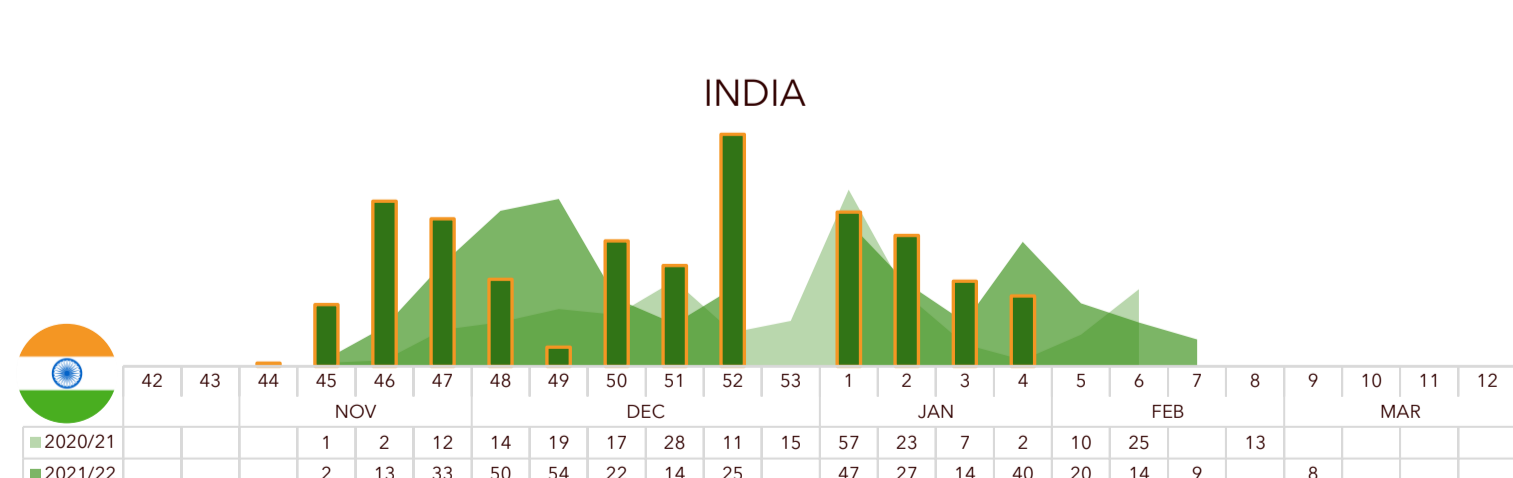
KOREA



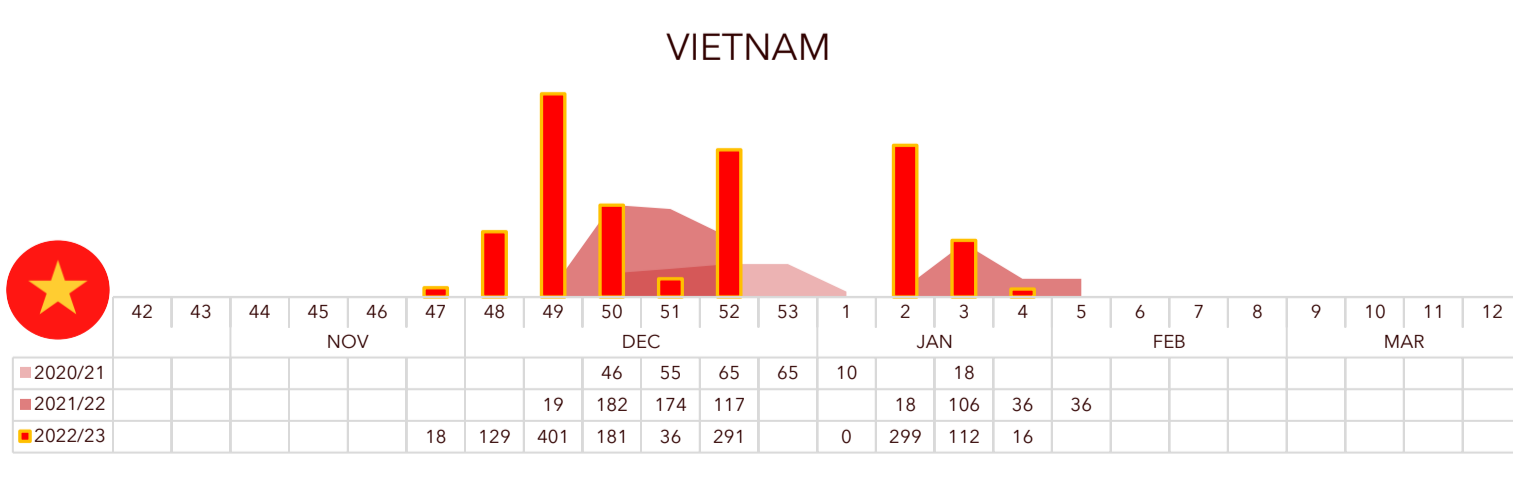
UK



THAILAND



INDIA



VIETNAM

