

CHILEAN CHERRIES COMMITTEE CROP & EXPORTS REPORT

WEEK 3 (Jan 16th - Jan 22th 2023), EDITED WEEK 4

Powered by **iQonsulting**

DESTINATION MARKETS EXPORTS UP TO WEEK 3

MARKET	W.3 22/23			ACCUM W.3 21/22			ACCUM W.3 22/23			VAR ACCUM W.3
	TONS	BOX 5KG	SHARE	TONS	BOX 5KG	SHARE	TONS	BOX 5KG	SHARE	
USA	328	65,587	9%	11,178	2,235,686	3%	17,684	3,536,704	4%	58%
EUROPE	167	33,389	5%	5,380	1,076,007	2%	4,410	881,995	1%	-18%
CHINA HK	2,441	488,107	69%	309,842	61,968,355	89%	363,378	72,675,591	88%	17%
OTHERS ASIA	316	63,277	9%	14,587	2,917,450	4%	17,414	3,482,845	4%	19%
LATINAMERICA	203	40,511	6%	6,170	1,234,099	2%	8,251	1,650,119	2%	34%
OTHERS	69	13,825	2%	1,388	277,647	0%	2,017	403,414	0%	45%
TOTAL	3,523	704,696		348,546	69,709,245		413,153	82,630,668		

WEEKLY UPDATE WEEK 3

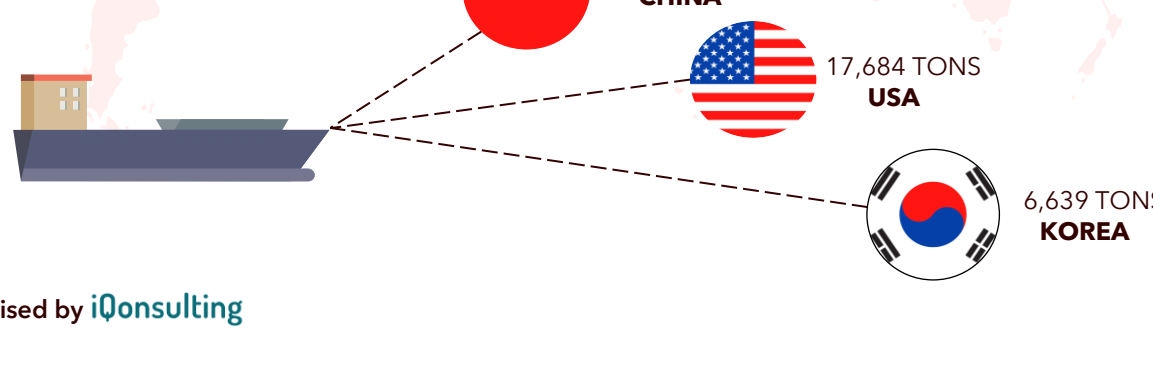
MONTH	WEEK	22/23	ACCUM 21/22 (Tons)	ACCUM 22/23 (Tons)	FORECAST ACCUM 22/23 (Tons)	ACCUM 21/22 (Box 5 kg)	ACCUM 22/23 (Box 5 kg)	FORECAST ACCUM 22/23 (Box 5 kg)	VAR ACCUM vs FORECAST
Oct	42	0	2	0	0	361	0	0	0%
Oct	43	48	46	48	48	9,192	9,569	9,569	0%
Nov	44	349	211	397	397	42,286	79,437	79,437	0%
Nov	45	1,516	968	1,913	1,916	193,567	382,699	383,237	0%
Nov	46	8,016	3,979	9,930	10,003	795,786	1,985,967	2,000,637	-1%
Nov	47	17,440	12,885	27,370	27,433	2,577,033	5,473,983	5,486,637	0%
Nov	48	57,636	21,316	85,005	76,355	4,263,235	17,001,089	15,271,082	11%
Dec	49	67,238	64,719	152,244	151,952	12,943,805	30,448,787	30,390,531	0%
Dec	50	109,609	112,278	261,853	238,706	22,455,680	52,370,672	47,741,321	10%
Dec	51	83,583	169,172	345,436	322,783	33,834,363	69,087,245	64,556,638	7%
Dec	52	33,434	259,170	378,870	383,327	51,833,905	75,773,993	76,665,488	-1%
Jan	1	9,382	290,765	388,252	424,584	58,153,099	77,650,491	84,916,920	-9%
Jan	2	21,377	325,643	409,630	440,559	65,128,579	81,925,972	88,111,979	-7%
Jan	3	3,523	348,546	413,153	447,655	69,709,245	82,630,668	89,531,130	-8%

Source: SAG-ASOEX. Devised by **iQonsulting**

CHILEAN CHERRIES. WEEKLY DEPARTURES (TON)

WEEK	SEA FREIGHT			AIR			OVER LAND		
	2021/22	2022/23	% VAR	2021/22	2022/23	% VAR	2021/22	2022/23	% VAR
42				2		-100%			
43				44	48	8%			
44				165	349	111%		1	
45		59		755	1,448	92%	1	1	544%
46	1,015	5,180	410%	1,947	2,740	41%	49	97	97%
47	6,129	13,841	126%	2,613	3,202	23%	164	398	143%
48	5,187	52,942	921%	2,487	3,668	47%	757	1,025	35%
49	39,879	63,019	58%	2,405	3,047	27%	1,119	1,173	5%
50	45,338	106,496	135%	1,531	2,232	46%	690	882	28%
51	55,518	81,120	46%	1,091	1,852	70%	285	612	115%
52	89,050	31,319	-65%	757	1,538	103%	191	577	202%
1	30,693	8,232	-73%	675	969	44%	228	181	-20%
2	34,232	20,311	-41%	458	671	46%	187	395	112%
3	22,632	2,988	-87%	201	347	73%	70	188	168%
TOTAL	329,674	385,507	↑ 17%	15,133	22,117	↑ 46%	3,740	5,536	↑ 48%

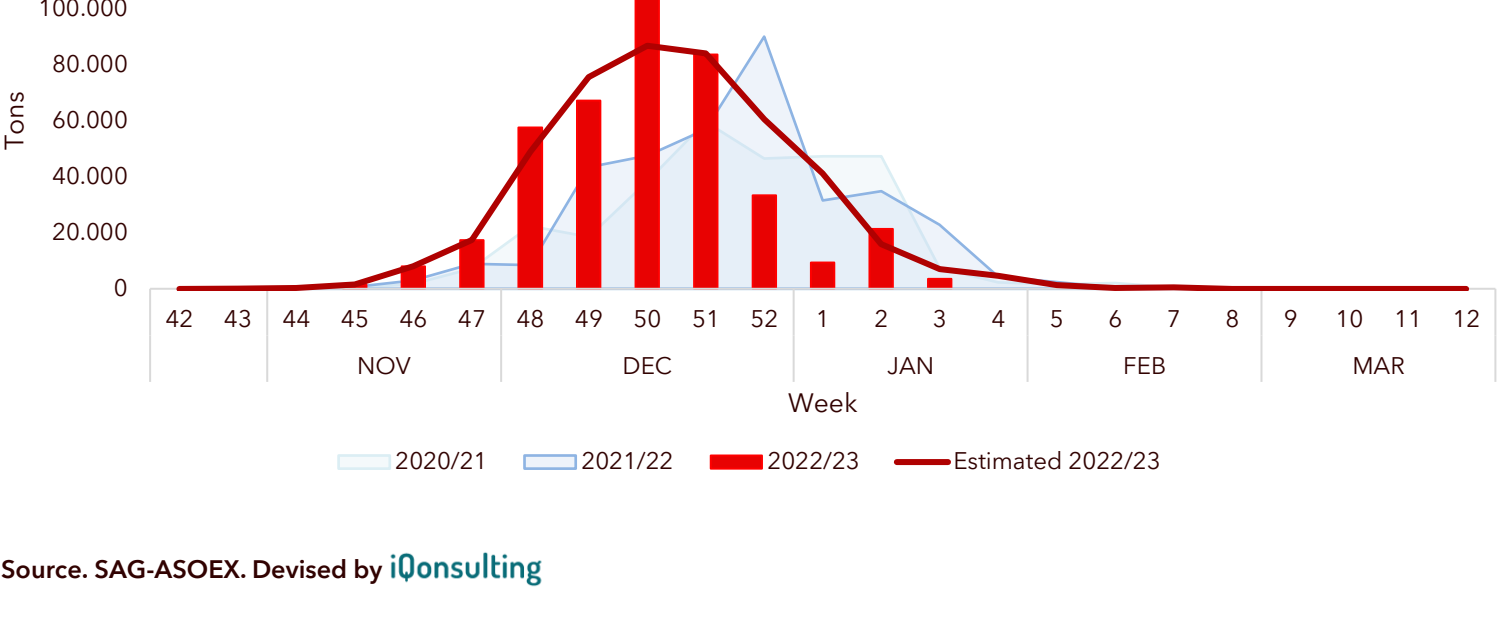
TOP 3 Destination Countries up to week 3



Source: SAG-ASOEX. Devised by **iQonsulting**

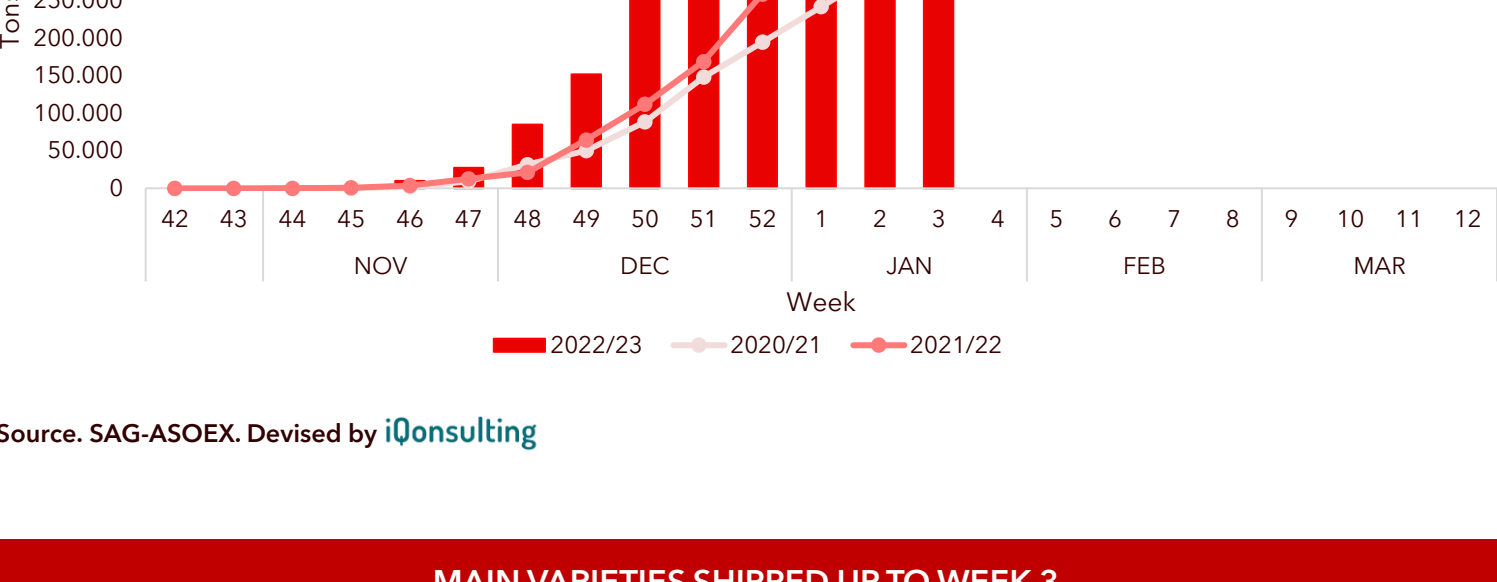
WEEKLY SHIPMENTS OF CHERRIES

Weekly Progress and Estimate



Source: SAG-ASOEX. Devised by **iQonsulting**

Accumulated weekly progress



Source: SAG-ASOEX. Devised by **iQonsulting**

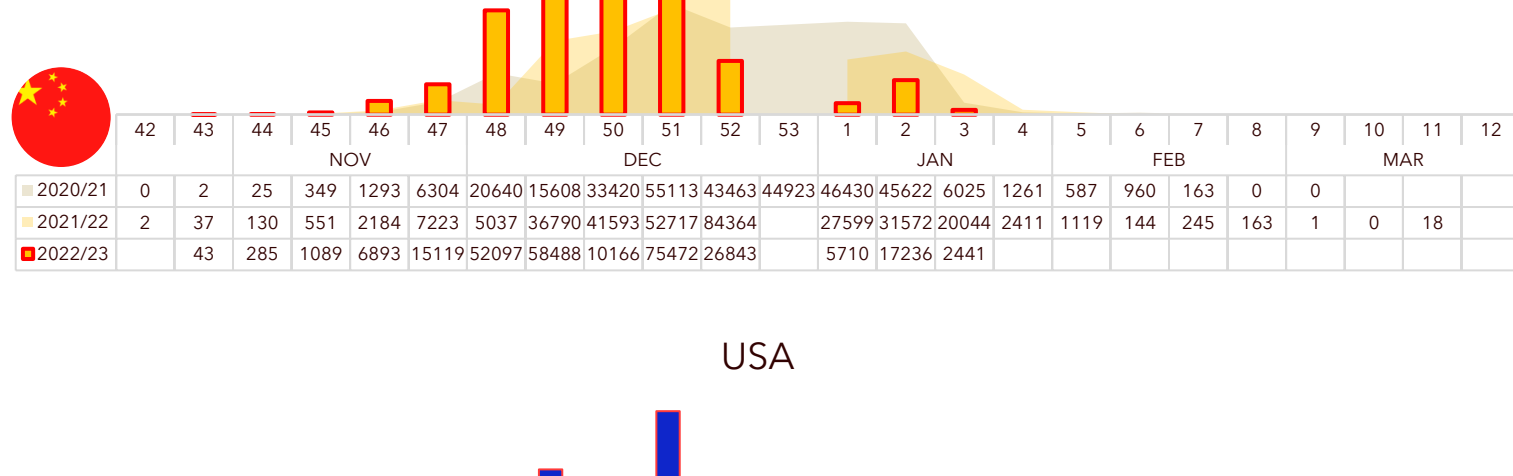
MAIN VARIETIES SHIPPED UP TO WEEK 3

PLACE	VARIETIES	W.3 22/23	ACCUM W.3 22/23 (Tons)	ACCUM W.3 22/23 (Box 5kg)	SHARE
1	LAPINS	156	149,227	29,845,480	36%
2	SANTINA	23	110,894	22,178,803	27%
3	REGINA	2,737	61,600	12,319,917	15%
4	BING	35	25,753	5,150,556	6%
5	SWEET HEART	132	18,733	3,746,692	5%
6	ROYAL DAWN	1	13,369	2,673,704	3%
7	SKEENA	68	10,215	2,042,932	2%
8	KORDIA	358	9,650	1,929,983	2%
9	RAINIER	-	3,415	682,936	1%
10	STELLA	1	1,637	327,387	0%
	OTHERS	13	8,661	1,732,278	2%
	TOTAL	3,523	413,153	82,630,668	100%

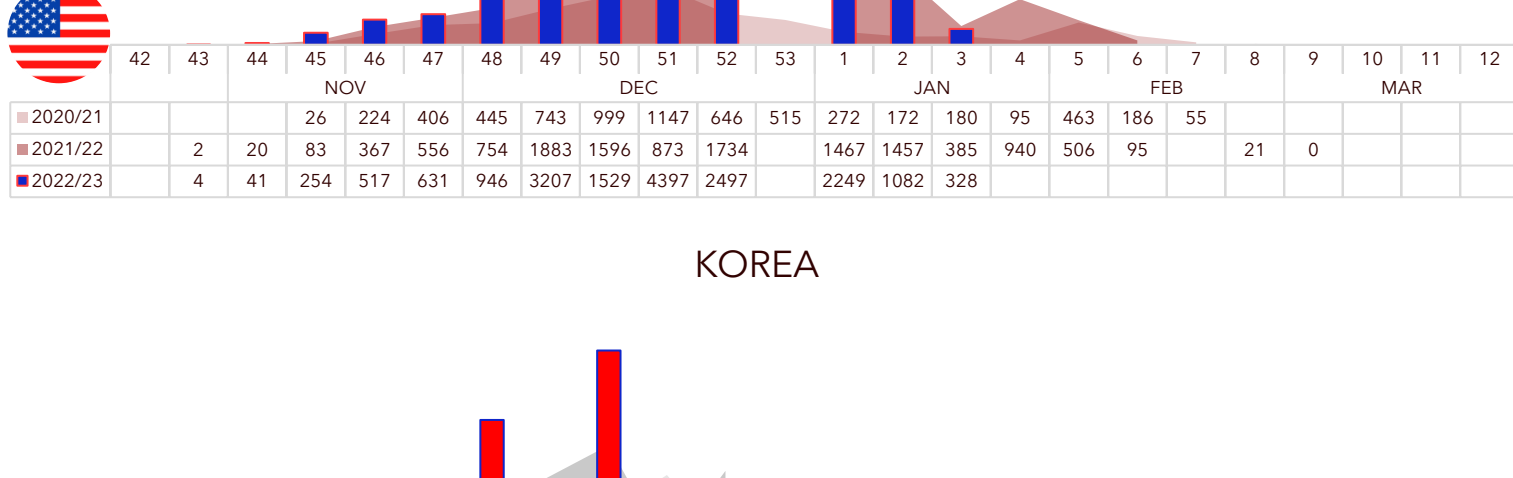
Source: SAG-ASOEX. Devised by **iQonsulting**

WEEKLY SHIPMENTS PER MARKET

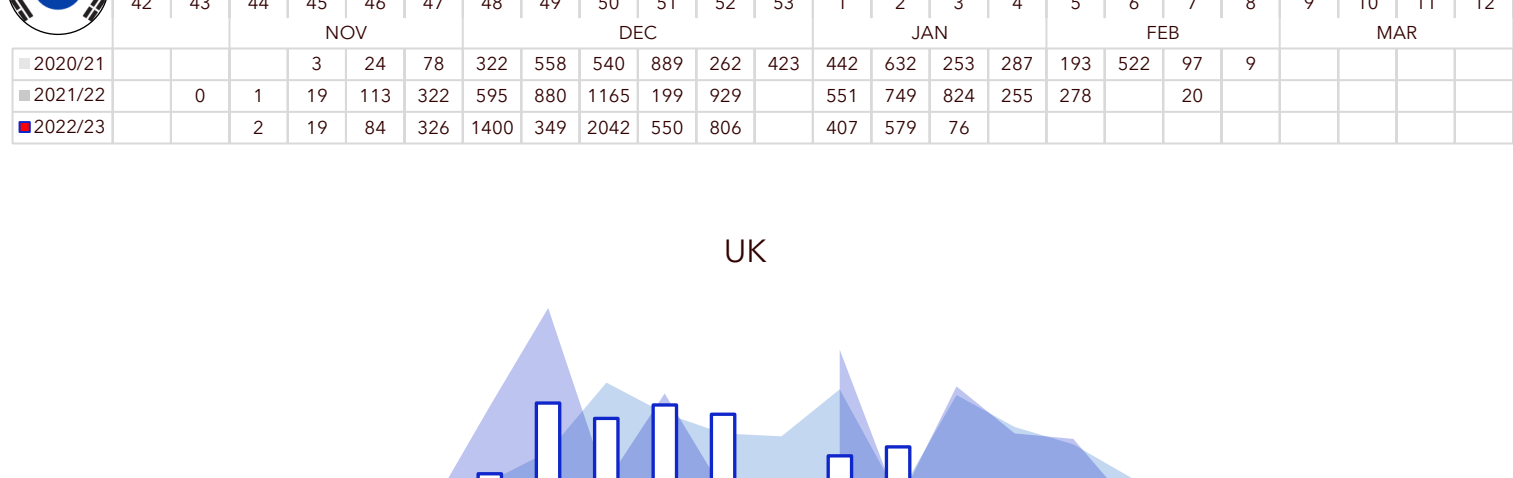
CHINA HK



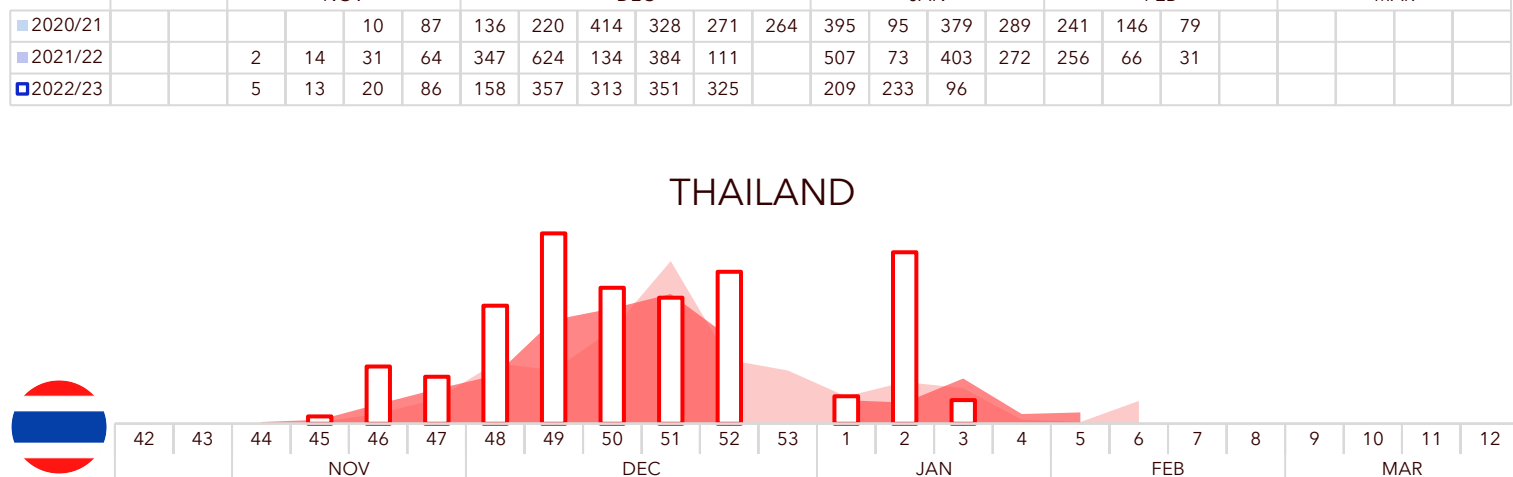
USA



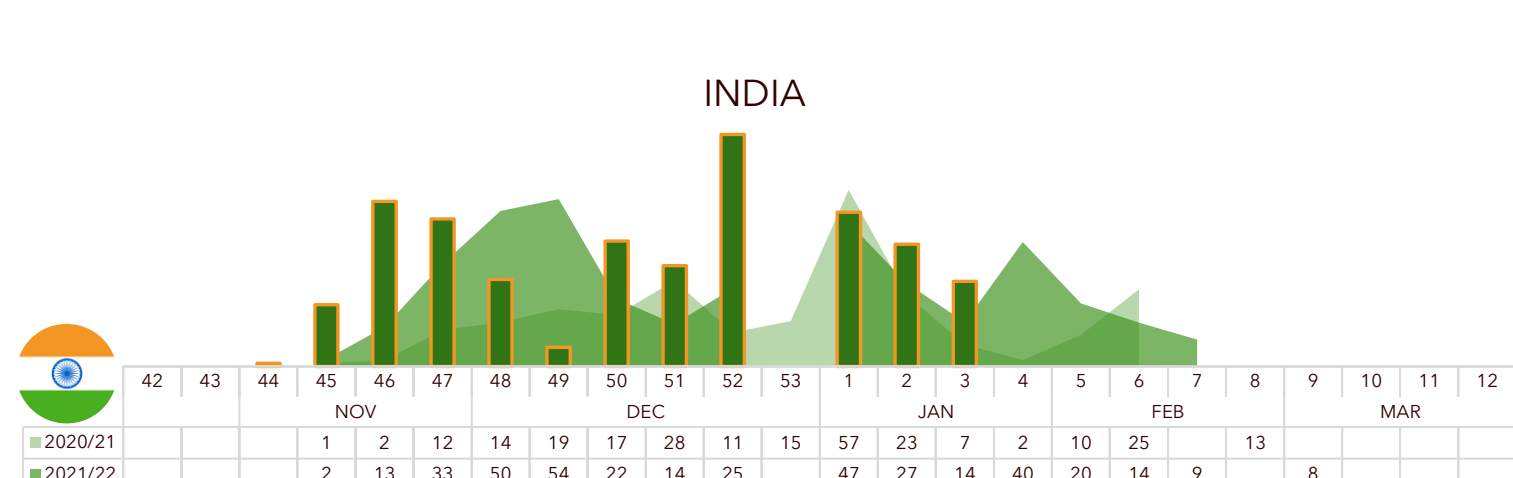
KOREA



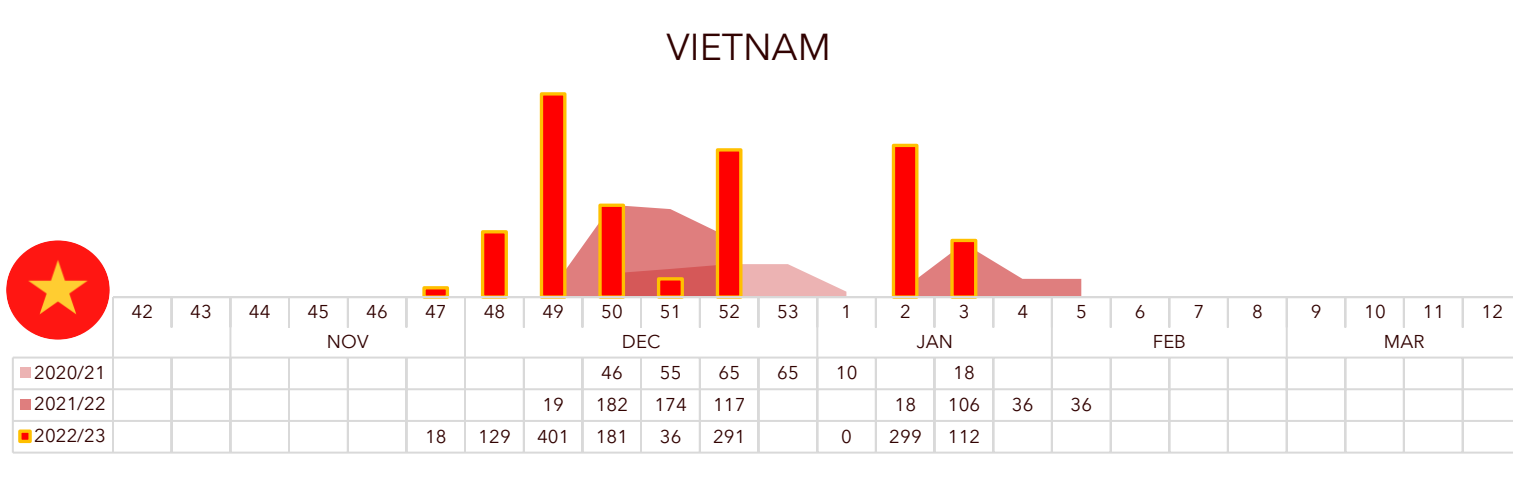
UK



THAILAND



INDIA



VIETNAM



BRAZIL



Source: SAG-ASOEX. Devised by **iQonsulting**