

# CHILEAN CHERRIES COMMITTEE CROP & EXPORTS REPORT

WEEK 2 (Jan 9th - Jan 15th 2023), EDITED WEEK 3

Powered by **iQonsulting**

## DESTINATION MARKETS EXPORTS UP TO WEEK 2

MARKET	W.2 22/23			ACCUM W.2 21/22			ACCUM W.2 22/23			VAR ACCUM W.2
	TONS	BOX 5KG	SHARE	TONS	BOX 5KG	SHARE	TONS	BOX 5KG	SHARE	
USA	1,088	217,629	5%	10,793	2,158,621	3%	17,374	3,474,813	4%	61%
EUROPE	338	67,502	2%	4,644	928,805	1%	4,222	844,384	1%	-9%
CHINA HK	16,687	3,337,422	80%	289,798	57,959,599	89%	359,825	71,965,013	88%	24%
OTHERS ASIA	2,046	409,172	10%	13,245	2,648,945	4%	17,081	3,416,127	4%	29%
LATINAMERICA	484	96,860	2%	5,795	1,158,984	2%	8,048	1,609,608	2%	39%
OTHERS	121	24,156	1%	1,368	273,626	0%	1,989	397,749	0%	45%
<b>TOTAL</b>	<b>20,764</b>	<b>4,152,741</b>		<b>325,643</b>	<b>65,128,579</b>		<b>408,538</b>	<b>81,707,695</b>		

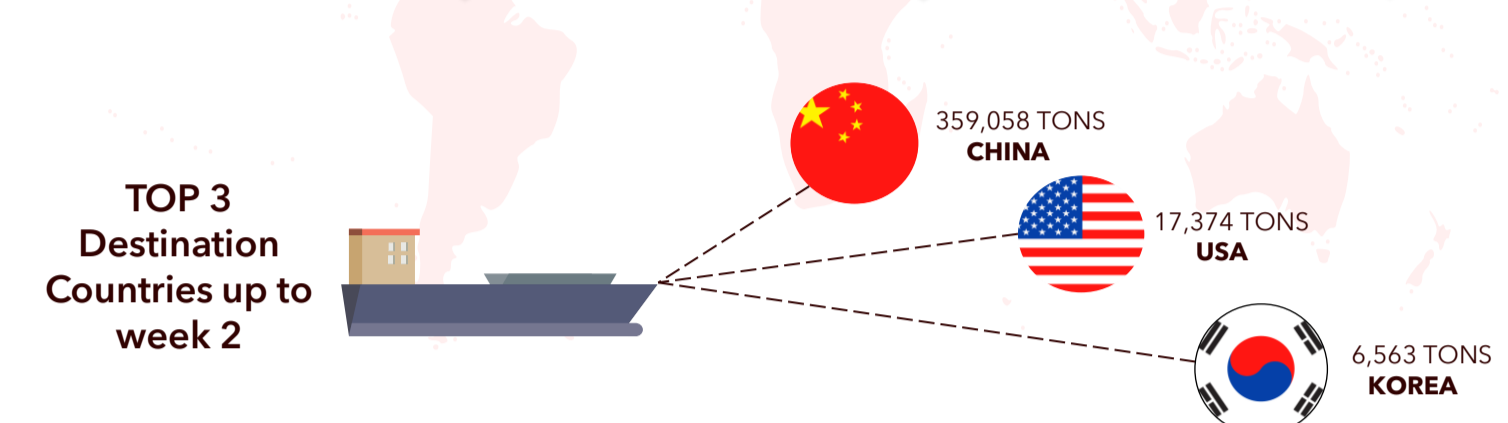
### WEEKLY UPDATE WEEK 2

MONTH	WEEK	22/23	ACCUM 21/22 (Tons)	ACCUM 22/23 (Tons)	FORECAST ACCUM 22/23 (Tons)	ACCUM 21/22 (Box 5 kg)	ACCUM 22/23 (Box 5 kg)	FORECAST ACCUM 22/23 (Box 5 kg)	VAR ACCUM vs FORECAST
Oct	42	0	2	0	0	361	0	0	0%
Oct	43	48	46	48	48	9,192	9,569	9,569	0%
Nov	44	349	211	397	397	42,286	79,437	79,437	0%
Nov	45	1,516	968	1,913	1,916	193,567	382,699	383,237	0%
Nov	46	8,016	3,979	9,930	10,003	795,786	1,985,967	2,000,637	-1%
Nov	47	17,440	12,885	27,370	27,433	2,577,033	5,473,983	5,486,637	0%
Nov	48	57,436	21,316	84,806	76,355	4,263,235	16,961,189	15,271,082	11%
Dec	49	67,392	64,719	152,198	151,952	12,943,805	30,439,605	30,390,531	0%
Dec	50	109,486	112,278	261,684	238,706	22,455,680	52,336,707	47,741,321	10%
Dec	51	83,634	169,172	345,318	322,783	33,834,363	69,063,566	64,556,638	7%
Dec	52	33,082	259,170	378,399	383,327	51,833,905	75,679,878	76,665,488	-1%
Jan	1	9,375	290,765	387,775	424,584	58,153,099	77,554,954	84,916,920	-9%
Jan	2	20,764	325,643	408,538	440,559	65,128,579	81,707,695	88,111,979	-7%

Source: SAG-ASOEX. Devised by **iQonsulting**

## CHILEAN CHERRIES. WEEKLY DEPARTURES (TON)

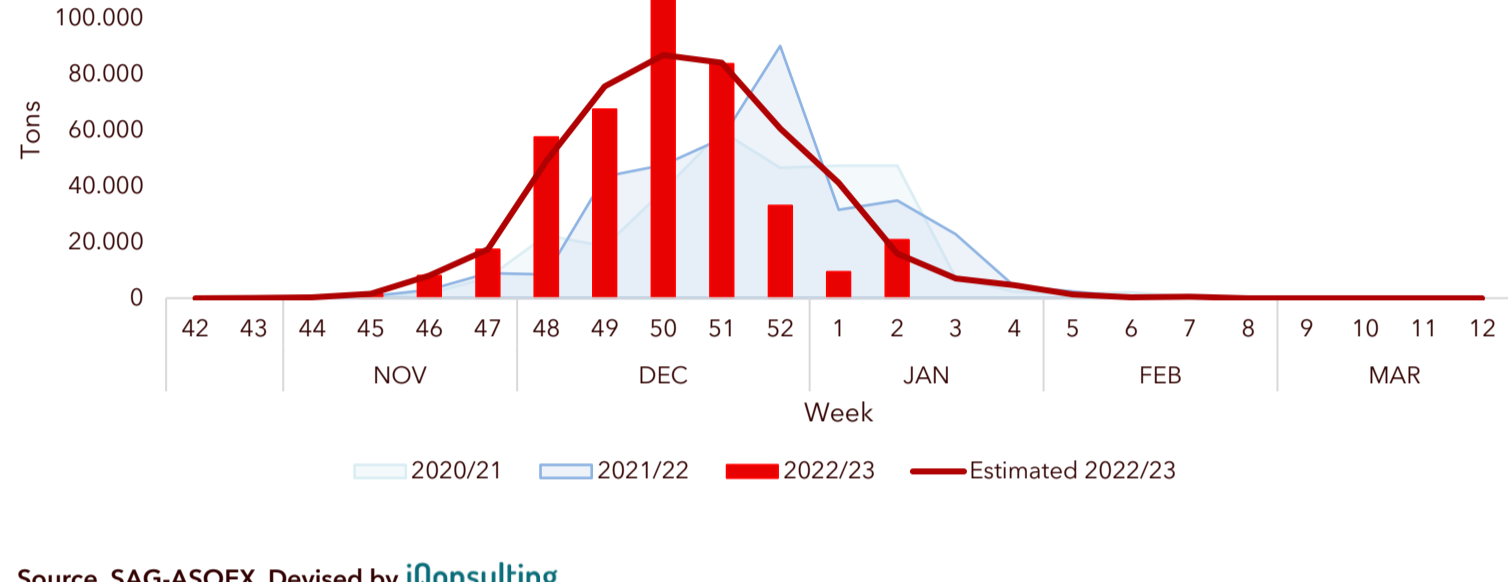
WEEK	SEA FREIGHT			AIR			OVER LAND		
	2021/22	2022/23	% VAR	2021/22	2022/23	% VAR	2021/22	2022/23	% VAR
42				2		-100%			
43				44	48	8%			
44				165	349	111%		1	
45		59		755	1,448	92%	1	9	544%
46	1,015	5,180	410%	1,947	2,740	41%	49	97	97%
47	6,129	13,841	126%	2,613	3,202	23%	164	398	143%
48	5,187	52,743	917%	2,487	3,668	47%	757	1,025	35%
49	39,879	63,173	58%	2,405	3,047	27%	1,119	1,173	5%
50	45,338	106,372	135%	1,531	2,232	46%	690	882	28%
51	55,518	81,171	46%	1,091	1,852	70%	285	612	115%
52	89,050	30,967	-65%	757	1,538	103%	191	577	202%
1	30,693	8,225	-73%	675	969	44%	228	181	-20%
2	34,232	19,697	-42%	458	671	46%	187	395	112%
<b>TOTAL</b>	<b>307,041</b>	<b>381,427</b>	<b>↑ 24%</b>	<b>14,932</b>	<b>21,763</b>	<b>↑ 46%</b>	<b>3,670</b>	<b>5,348</b>	<b>↑ 46%</b>



Source: SAG-ASOEX. Devised by **iQonsulting**

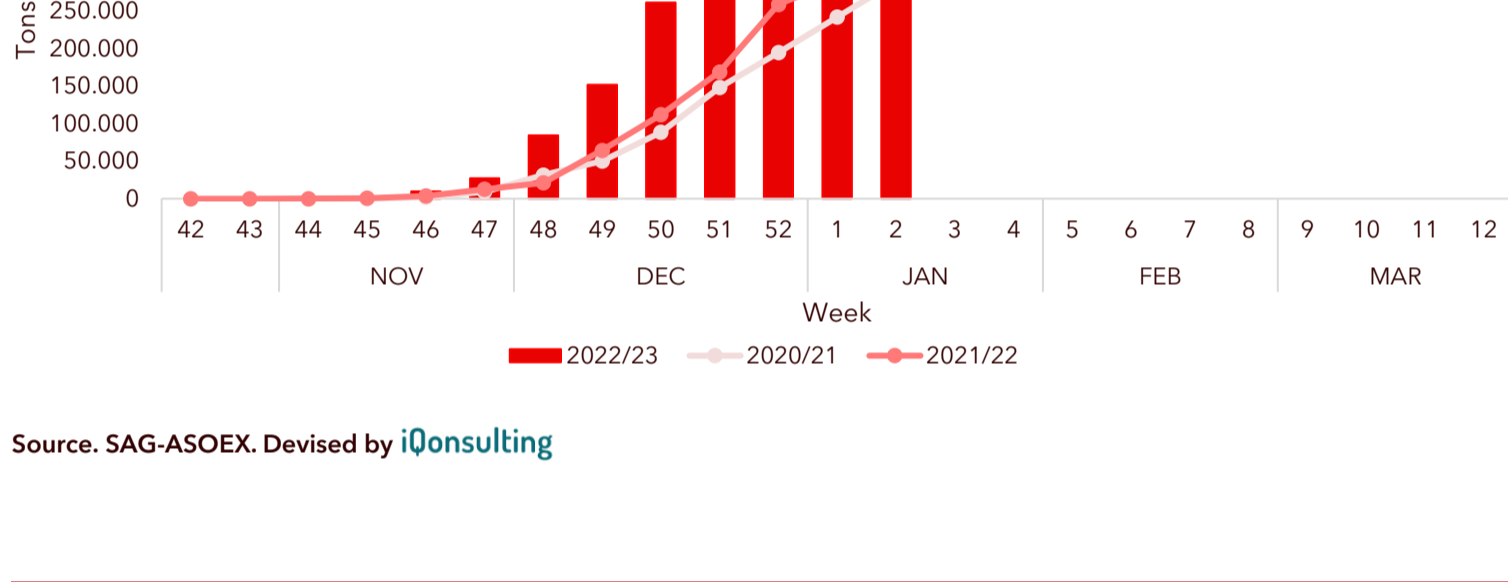
## WEEKLY SHIPMENTS OF CHERRIES

Weekly Progress and Estimate



Source: SAG-ASOEX. Devised by **iQonsulting**

## Accumulated weekly progress



Source: SAG-ASOEX. Devised by **iQonsulting**

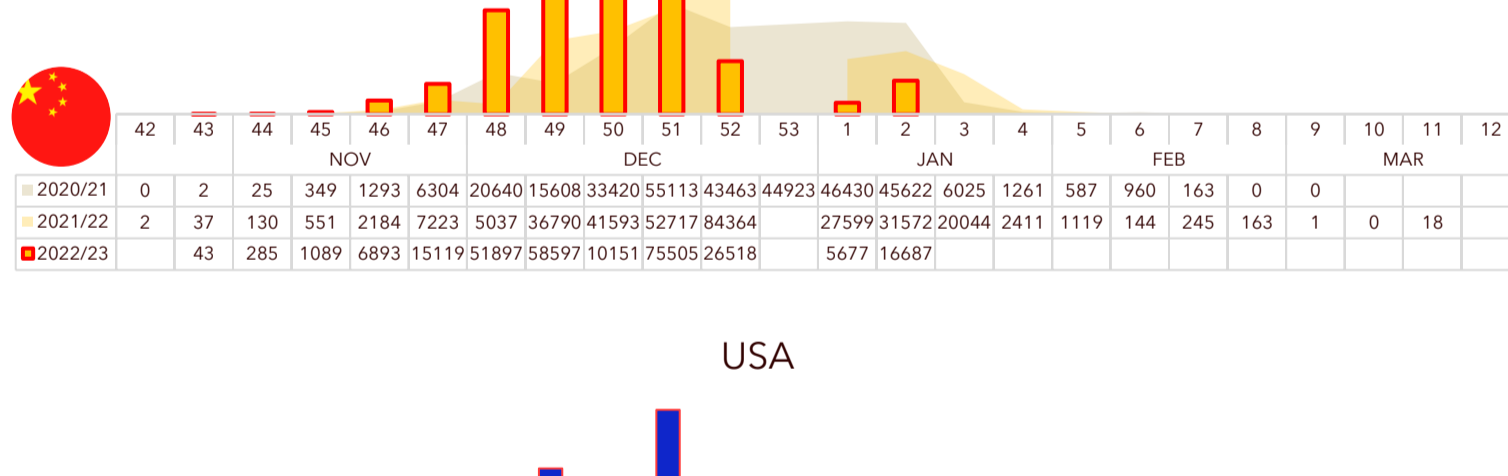
## MAIN VARIETIES SHIPPED UP TO WEEK 2

PLACE	VARIETIES	W.2 22/23	ACCUM W.2 22/23 (Tons)	ACCUM W.2 22/23 (Box 5kg)	SHARE
1	LAPINS	1,337	149,014	29,802,780	36%
2	SANTINA	69	110,911	22,182,134	27%
3	REGINA	13,428	58,295	11,659,009	14%
4	BING	566	25,721	51,44,265	6%
5	SWEET HEART	3,072	18,476	3,695,255	5%
6	ROYAL DAWN	9	13,374	2,674,848	3%
7	SKEENA	661	10,117	2,023,425	2%
8	KORDIA	918	9,221	1,844,194	2%
9	RAINIER	6	3,415	683,000	1%
10	STELLA	4	1,637	327,312	0%
	OTHERS	694	8,357	1,671,472	2%
<b>TOTAL</b>		<b>20,764</b>	<b>408,538</b>	<b>81,707,695</b>	<b>100%</b>

Source: SAG-ASOEX. Devised by **iQonsulting**

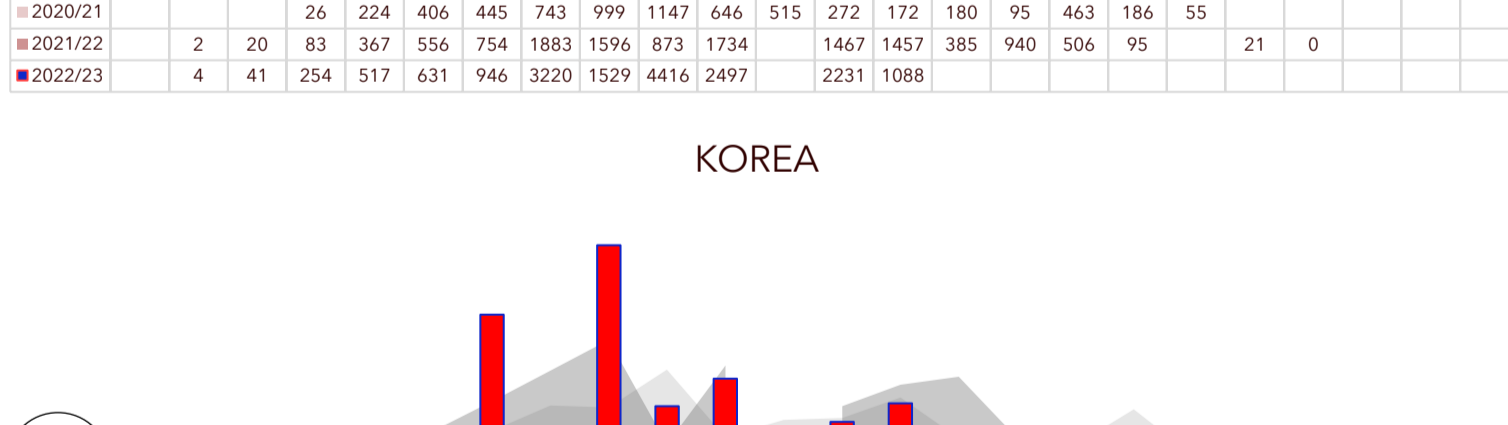
## WEEKLY SHIPMENTS PER MARKET

### CHINA HK



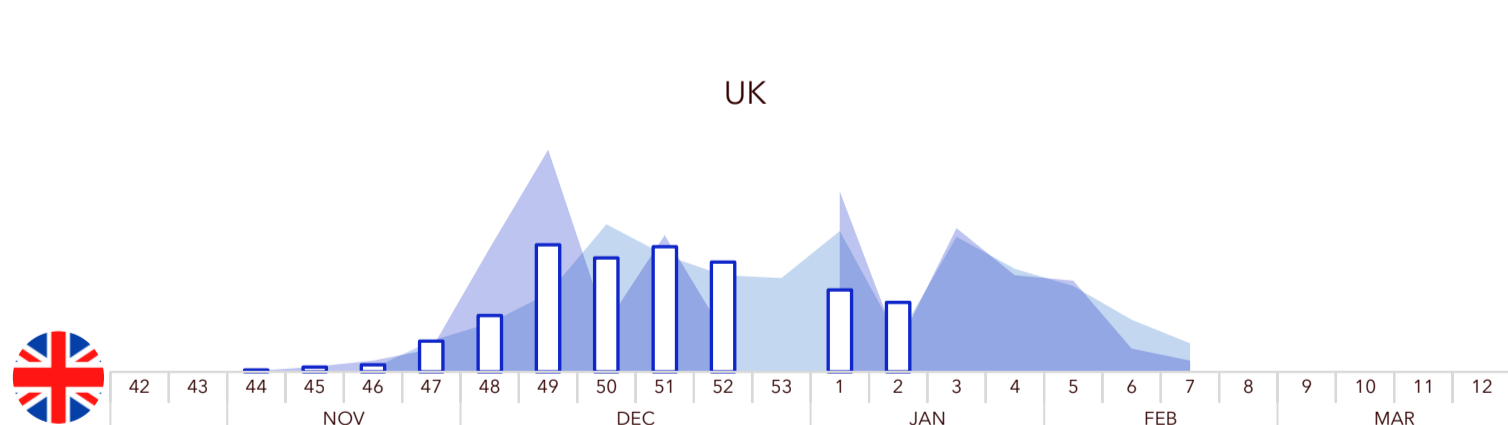
WEEK	2020/21	2021/22	2022/23
42	0	2	25
43	2	37	130
44		551	2184
45		1293	6304
46		20640	15608
47		33420	55113
48		43463	44923
49		46430	45622
50		6025	6025
51		1261	587
52		960	146
53		163	0
1		0	0
2		0	18

### USA



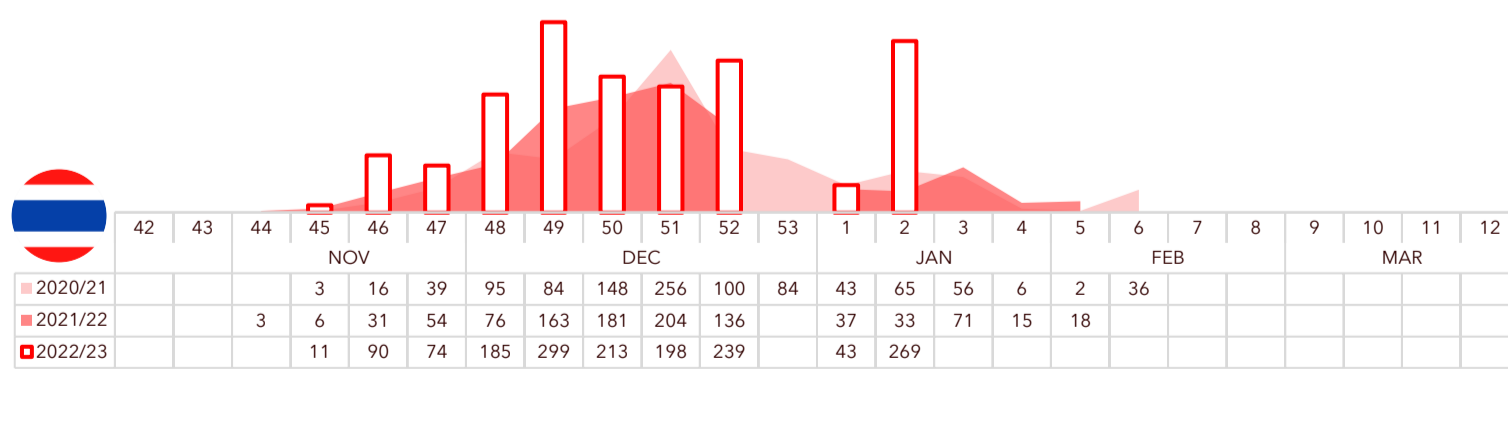
WEEK	2020/21	2021/22	2022/23
42			
43			
44			
45		26	224
46		83	367
47		556	556
48		754	1883
49		1596	873
50		1734	1734
51		929	929
52		111	111
53		264	395
1		95	379
2		289	289
3		241	146
4		506	95
5		278	
6		97	
7		21	
8		0	
9		0	
10		18	
11			
12			

### KOREA



WEEK	2020/21	2021/22	2022/23
42			
43			
44			
45		3	24
46		19	78
47		322	558
48		540	889
49		262	423
50		442	632
51		180	253
52		287	193
53		522	97
1		9	
2			
3			
4			
5			
6			
7			
8			
9			
10			
11			
12			

### UK



WEEK	2020/21	2021/22	2022/23
42			
43			
44			
45		10	87
46		136	220
47		414	328
48		271	264
49		395	95
50		379	289
51		241	146
52		506	95
53		278	
1		97	
2		21	
3		0	
4			
5			
6			
7			
8			
9			
10			
11			
12			

### THAILAND




WEEK	2020/21	2021/22	2022/23
42			
43			
44			
45		3	16
46		39	95
47		84	148
48		256	100
49		84	43
50		65	56
51		6	2
52		36	
53			
1			
2			
3			
4			
5			
6			
7			
8			
9			
10			
11			
12			

### INDIA



WEEK	2020/21	2021/22	2022/23
42			
43			
44			
45		1	2
46		13	33
47		50	15
48		19	17
49		28	11
50		15	15
51		47	57
52		23	7
53		14	2
1		10	10
2		18	18
3		36	36
4			
5			
6			
7			
8			
9			
10			
11			
12			

### VIETNAM



WEEK	2020/21	2021/22	2022/23
42			
43			
44			
45			
46			
47			
48			
49			
50			
51			
52			
53			
1			
2			
3			
4			
5			
6			
7			
8			
9			
10			
11			
12			

### BRAZIL



WEEK	2020/21	2021/22	2022/23
42			
43			