

CHILEAN CHERRIES COMMITTEE CROP & EXPORTS REPORT

WEEK 1 (Jan 2nd - Jan 18th 2023), EDITED WEEK 2

Powered by iQonsulting

DESTINATION MARKETS EXPORTS UP TO WEEK 1

MARKET	W.1 22/23			ACCUM W.1 21/22			ACCUM W.1 22/23			VAR ACCUM W.1
	TONS	BOX 5KG	SHARE	TONS	BOX 5KG	SHARE	TONS	BOX 5KG	SHARE	
USA	1,993	398,506	26%	9,336	1,867,180	3%	16,012	3,202,359	4%	72%
EUROPE	437	87,323	6%	4,521	904,123	2%	3,866	773,202	1%	-14%
CHINA HK	4,542	908,486	58%	258,226	51,645,238	89%	340,336	68,067,154	89%	32%
OTHERS ASIA	393	78,583	5%	11,946	2,389,116	4%	14,666	2,933,199	4%	23%
LATINAMERICA	268	53,700	3%	5,520	1,103,965	2%	7,540	1,508,061	2%	37%
OTHERS	162	32,411	2%	1,217	243,476	0%	1,868	373,593	0%	53%
TOTAL	7,795	1,559,009		290,765	58,153,099		384,288	76,857,568		

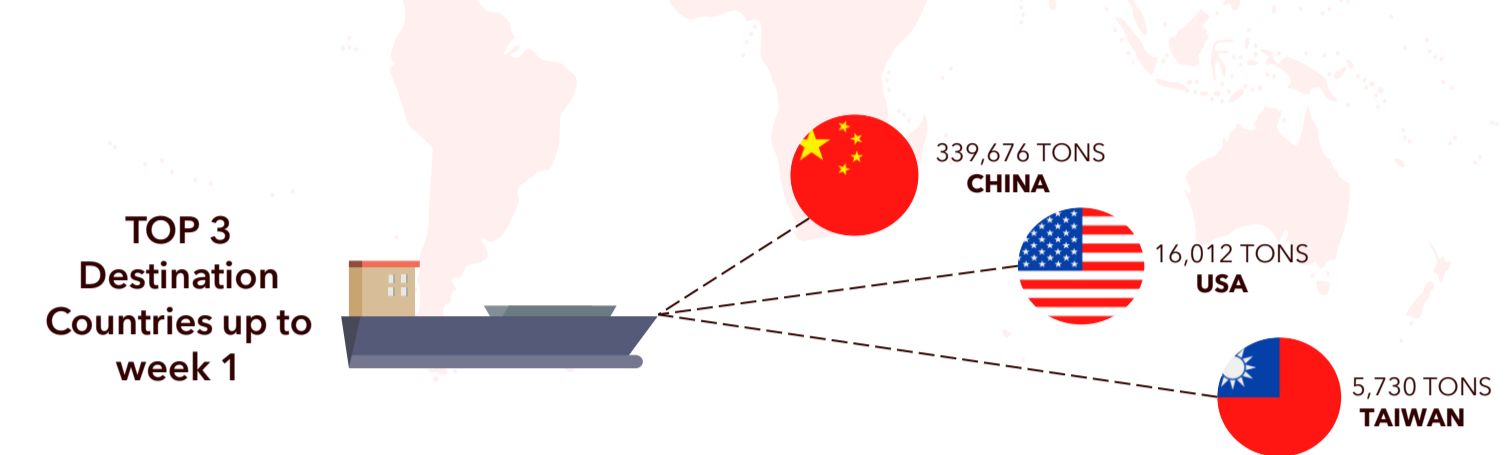
WEEKLY UPDATE WEEK 1

MONTH	WEEK	22/23	ACCUM 21/22 (Tons)	ACCUM 22/23 (Tons)	FORECAST ACCUM 22/23 (Tons)	ACCUM 21/22 (Box 5 kg)	ACCUM 22/23 (Box 5 kg)	FORECAST ACCUM 22/23 (Box 5 kg)	VAR ACCUM vs FORECAST
Oct	42	0	2	0	0	361	0	0	0%
Oct	43	48	46	48	48	9,192	9,569	9,569	0%
Nov	44	349	211	397	397	42,286	79,437	79,437	0%
Nov	45	1,516	968	1,913	1,916	193,567	382,699	383,237	0%
Nov	46	8,016	3,979	9,930	10,003	795,786	1,985,967	2,000,637	-1%
Nov	47	17,440	12,885	27,370	27,433	2,577,033	5,473,983	5,486,637	0%
Nov	48	57,436	21,316	84,806	76,355	4,263,235	16,961,189	15,271,082	11%
Dec	49	67,392	64,719	152,198	151,952	12,943,805	30,439,605	30,390,531	0%
Dec	50	109,486	112,278	261,684	238,706	22,455,680	52,336,707	47,741,321	10%
Dec	51	82,819	169,172	344,502	322,783	33,834,363	68,900,451	64,556,638	7%
Dec	52	31,991	259,170	376,493	383,327	51,833,905	75,298,560	76,665,488	-2%
Jan	1	7,795	290,765	384,288	424,584	58,153,099	76,857,568	84,916,920	-9%

Source: SAG-ASOEX. Devised by iQonsulting

CHILEAN CHERRIES. WEEKLY DEPARTURES (TON)

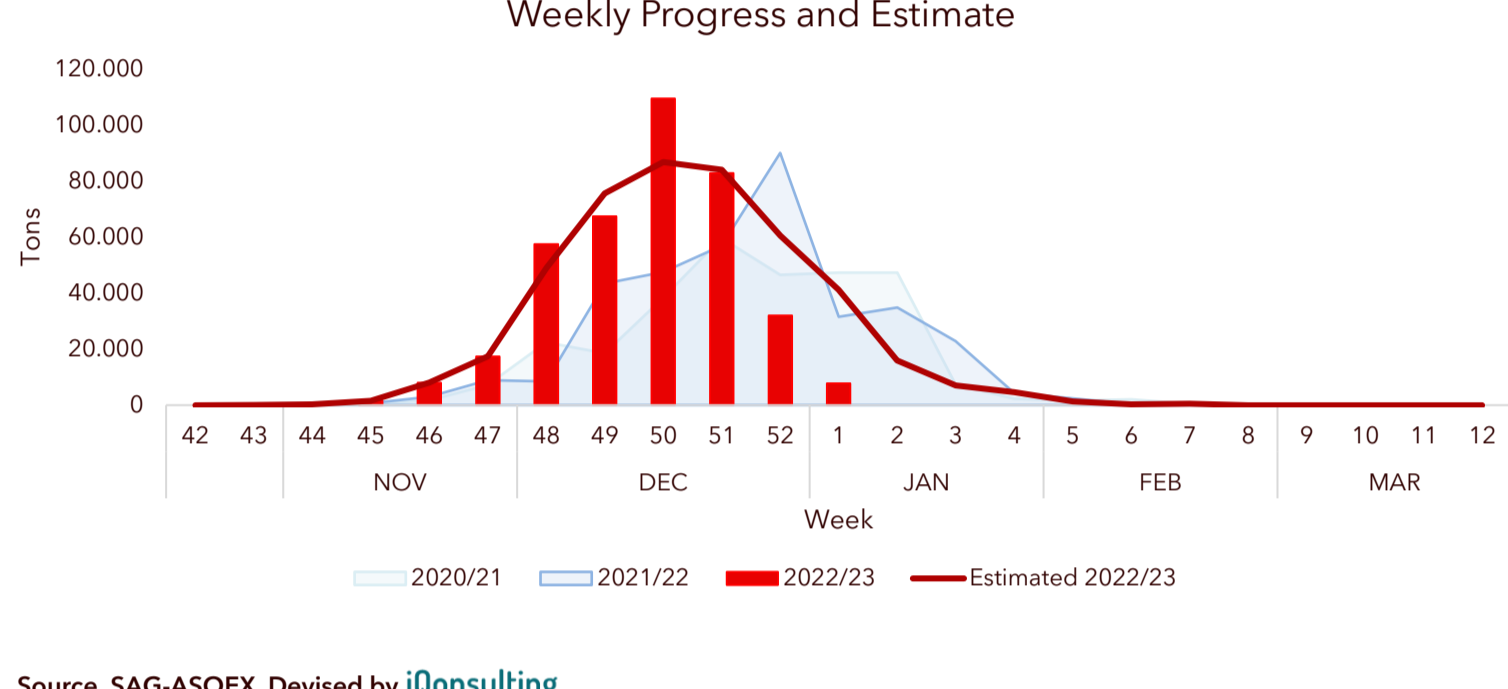
WEEK	SEA FREIGHT			AIR			OVER LAND		
	2021/22	2022/23	% VAR	2021/22	2022/23	% VAR	2021/22	2022/23	% VAR
42				2		-100%			
43				44	48	8%			
44				165	349	111%		1	
45		59		755	1,448	92%	1	9	544%
46	1,015	5,180	410%	1,947	2,740	41%	49	97	97%
47	6,129	13,841	126%	2,613	3,202	23%	164	398	143%
48	5,187	52,743	917%	2,487	3,668	47%	757	1,025	35%
49	39,879	63,173	58%	2,405	3,047	27%	1,119	1,173	5%
50	45,338	106,372	135%	1,531	2,232	46%	690	882	28%
51	55,518	80,355	45%	1,091	1,852	70%	285	612	115%
52	89,050	29,876	-66%	757	1,538	103%	191	577	202%
1	30,693	6,645	-78%	675	969	44%	228	181	-20%
TOTAL	272,809	358,243	31%	14,473	21,092	46%	3,483	4,953	42%



Source: SAG-ASOEX. Devised by iQonsulting

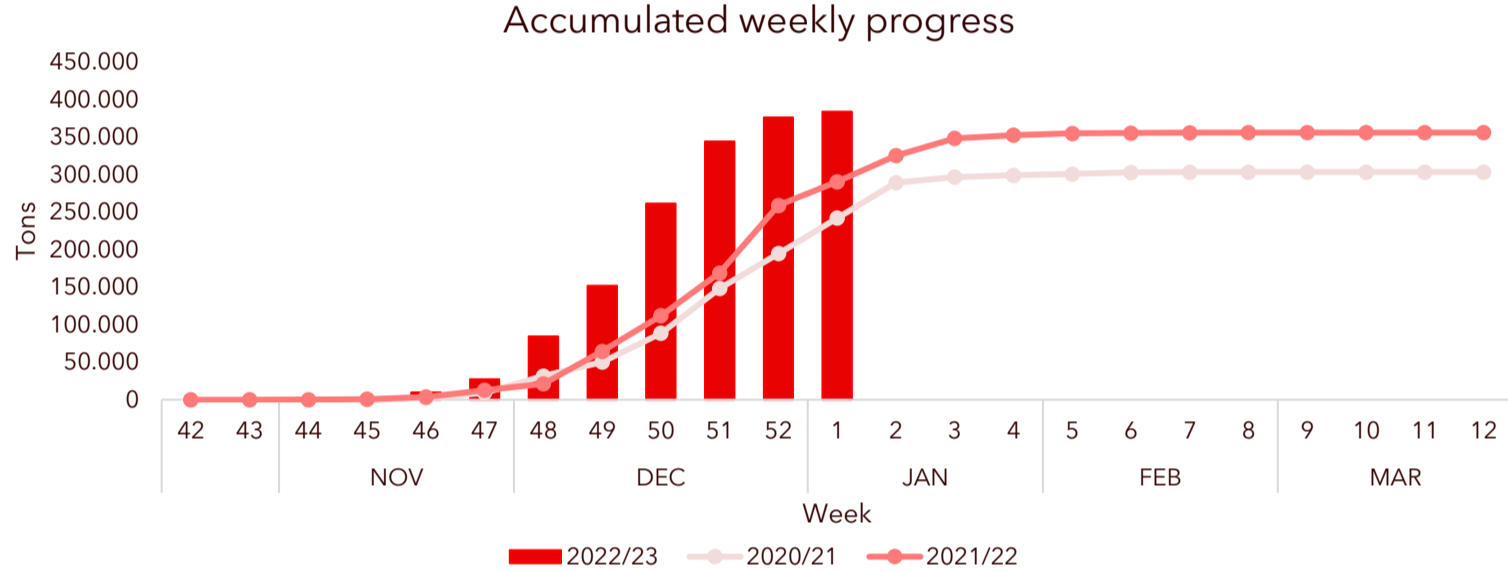
WEEKLY SHIPMENTS OF CHERRIES

Weekly Progress and Estimate



Source: SAG-ASOEX. Devised by iQonsulting

Accumulated weekly progress



Source: SAG-ASOEX. Devised by iQonsulting

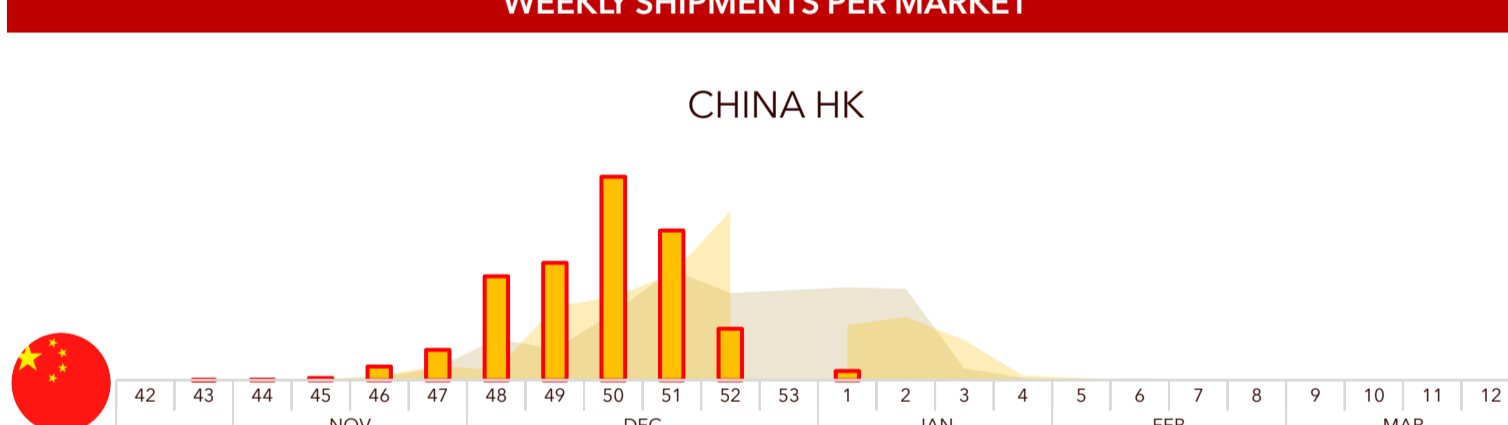
MAIN VARIETIES SHIPPED UP TO WEEK 1

PLACE	VARIETIES	W.1 22/23	ACCUM W.1 22/23 (Tons)	ACCUM W.1 22/23 (Box 5kg)	SHARE
1	LAPINS	940	146,860	29,372,068	38%
2	SANTINA	17	110,813	22,162,641	29%
3	REGINA	4,880	43,315	8,663,044	11%
4	BING	336	24,890	4,978,057	6%
5	SWEET HEART	899	15,020	3,004,076	4%
6	ROYAL DAWN	3	13,365	2,672,933	3%
7	SKEENA	215	9,330	1,866,083	2%
8	KORDIA	255	8,083	1,616,550	2%
9	RAINIER	0	3,398	679,595	1%
10	STELLA	2	1,632	326,446	0%
	OTHERS	249	7,580	1,516,076	2%
TOTAL		7,795	384,288	76,857,568	100%

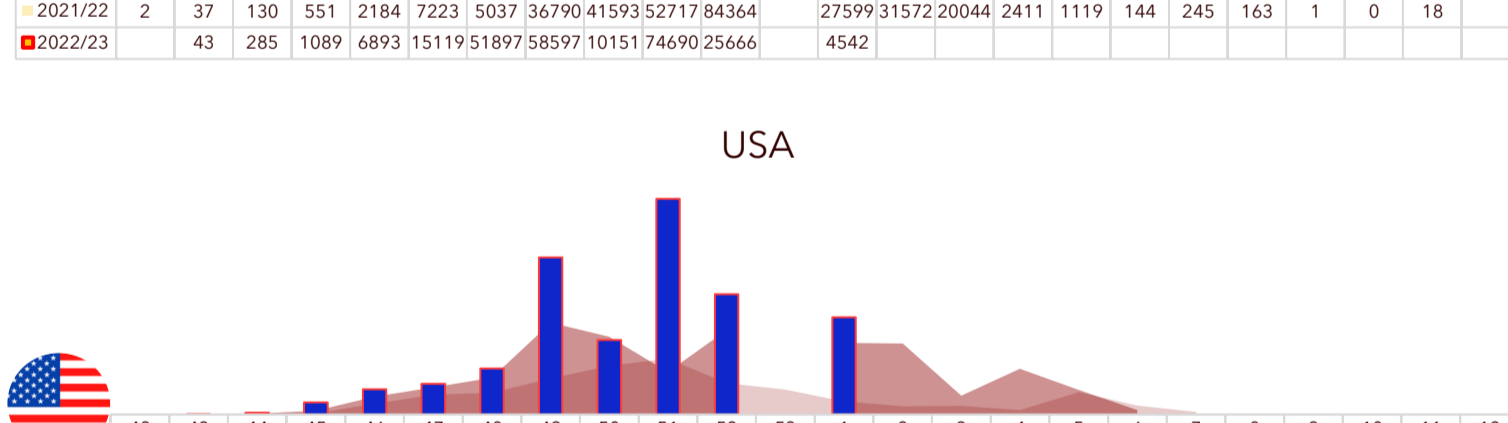
Source: SAG-ASOEX. Devised by iQonsulting

WEEKLY SHIPMENTS PER MARKET

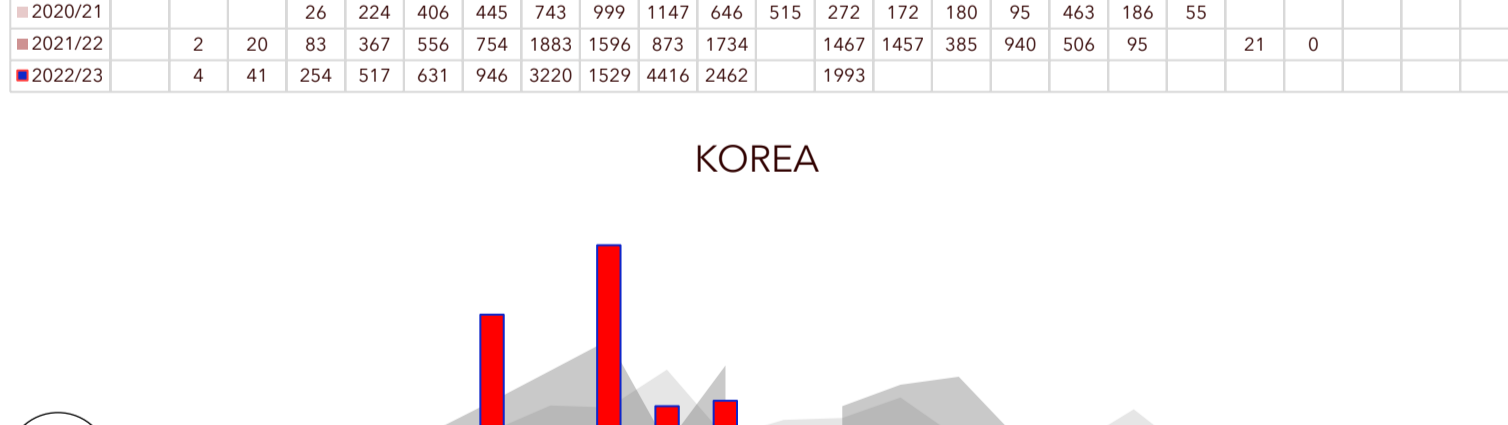
CHINA HK



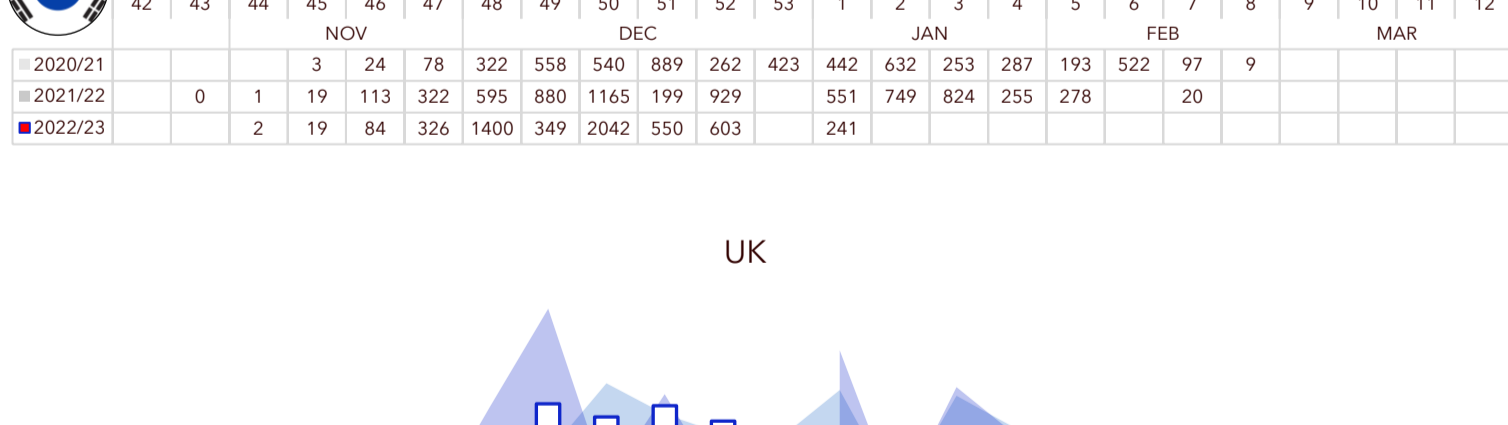
USA



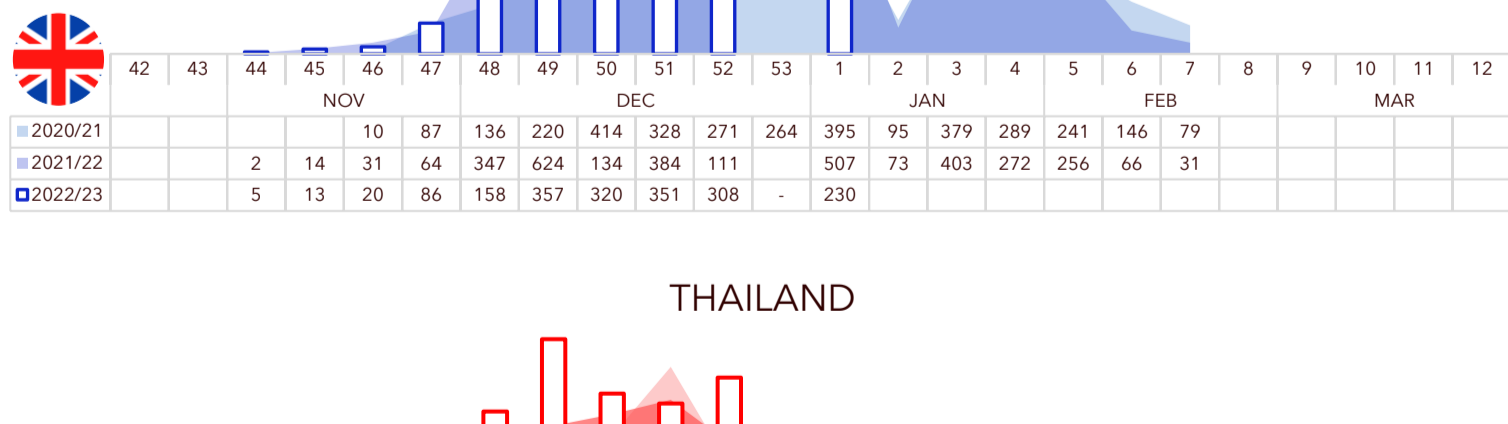
KOREA



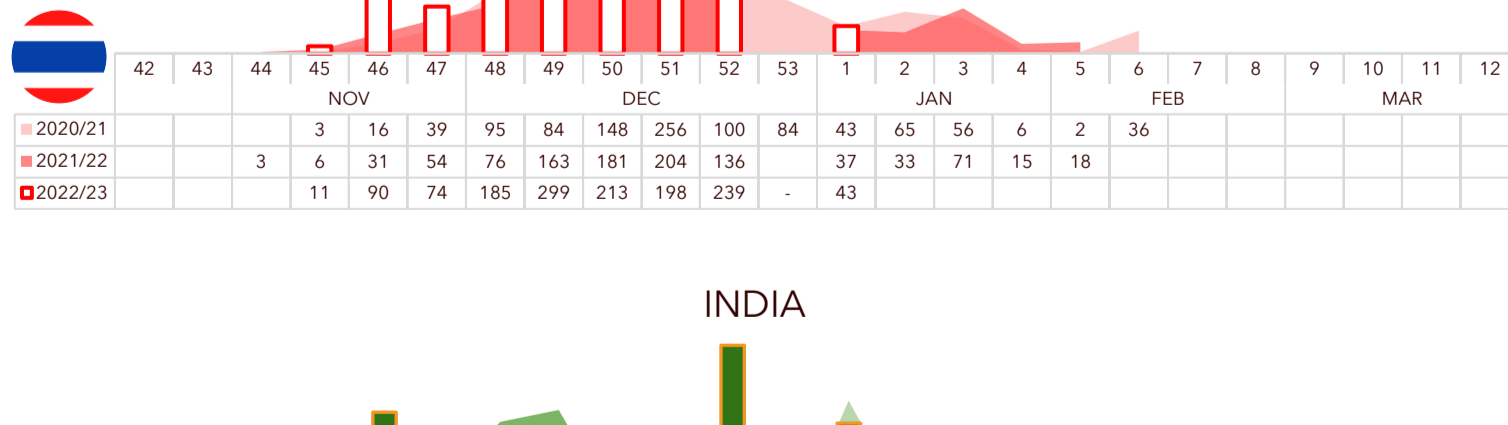
UK



THAILAND



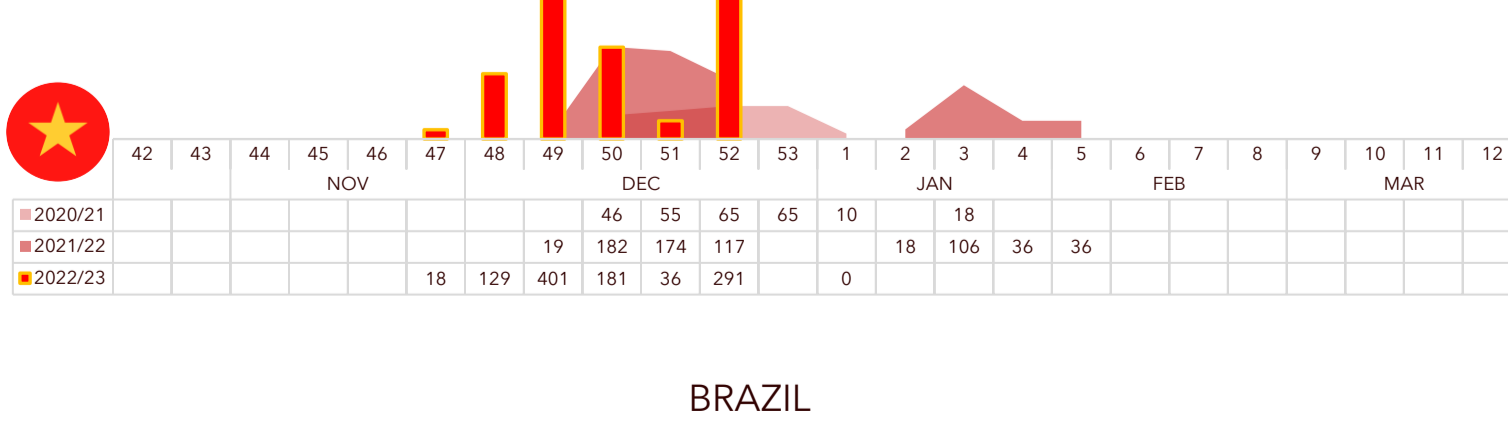
INDIA



VIETNAM



BRAZIL



Source: SAG-ASOEX. Devised by iQonsulting